



[P-3] Match players ranking


Match: 19 Date: 12/08/2023 Spectators: 25
City: Belize City
Hall: Civic Center
Match duration: Start: 14:30 End: 16:08 Total: 1:28

Teams	Sets	1	2	3	4	5	Total
PAN	0	19	20	18			57
GUA	3	25	25	25			75
Duration:		0:26	0:27	0:25			1:18


 PAN • Panama


		Rk	No	Name	Pos.	Attacks	Faults	Shots	Total Attempts	Succ. %
Attack		1	8	Williams Felix	OH	10	5	7	22	45.45
		2	22	Batista Uriel	OP	5	4	7	16	31.25
		3	12	West Ludrik	MB	3	1	13	17	17.65
		-	1	Deago Ruben	L	0	0	0	0	
		-	2	Medina Miguel	L	0	0	0	0	
		-	6	Othon Otto	MB	1	1	3	5	
		-	7	Quintero Lezcano Jason Omar	OH	4	2	4	10	
		-	10	Diaz Astergio	S	0	1	2	3	
		-	11	Marshall Oswald	OH	1	1	3	5	
		-	14	Fuentes Gilmar	S	0	0	0	0	
		-	16	Arboine Cerrud Denzel Jahel	OH	0	0	2	2	
		-	21	Ortiz Gherson	OH	1	0	7	8	
		-	23	Andrade Becerra Daniel Eduardo	OP	0	0	0	0	
		-	25	De Leon David	OP	0	0	0	0	
		Limit: 15.00%		Total Team				25	15	48


		Rk	No	Name	Pos.	Kill Blocks	Faults	Rebounds	Total Attempts	Avg. by set
Block		1	6	Othon Otto	MB	1	2	1	4	0.33
			8	Williams Felix	OH	1	3	4	8	0.33
			12	West Ludrik	MB	1	3	6	10	0.33
			21	Ortiz Gherson	OH	1	3	3	7	0.33
		-	1	Deago Ruben	L	0	0	0	0	
		-	2	Medina Miguel	L	0	0	0	0	
		-	7	Quintero Lezcano Jason Omar	OH	0	1	0	1	
		-	10	Diaz Astergio	S	0	0	0	0	
		-	11	Marshall Oswald	OH	0	1	0	1	
		-	14	Fuentes Gilmar	S	0	0	2	2	
		-	16	Arboine Cerrud Denzel Jahel	OH	0	0	0	0	
		-	22	Batista Uriel	OP	0	0	2	2	
		-	23	Andrade Becerra Daniel Eduardo	OP	0	0	0	0	
		-	25	De Leon David	OP	0	0	0	0	
		Total Team						4	13	18

		Rk	No	Name	Pos.	Aces	Faults	Serve Hits	Total Attempts	Avg. by set
Serve		1	8	Williams Felix	OH	3	2	10	15	1.00
		2	10	Diaz Astergio	S	1	0	8	9	0.33
			12	West Ludrik	MB	1	1	8	10	0.33
			21	Ortiz Gherson	OH	1	1	2	4	0.33
		-	1	Deago Ruben	L	0	0	0	0	
		-	2	Medina Miguel	L	0	0	0	0	
		-	6	Othon Otto	MB	0	0	6	6	
		-	7	Quintero Lezcano Jason Omar	OH	0	2	3	5	
		-	11	Marshall Oswald	OH	0	1	0	1	
		-	14	Fuentes Gilmar	S	0	0	2	2	
		-	16	Arboine Cerrud Denzel Jahel	OH	0	1	0	1	
		-	22	Batista Uriel	OP	0	2	3	5	
		-	23	Andrade Becerra Daniel Eduardo	OP	0	0	0	0	
		-	25	De Leon David	OP	0	0	0	0	
		Total Team						6	10	42

Team	Total Team	22	2	24
------	------------	----	---	----

 Dig	Rk	No	Name	Pos.	Digs	Faults	Receptions	Total Attempts	Avg. by set
	1	2	Medina Miguel	L	2	8	9	19	0.67
2	8	Williams Felix	OH	1	4	5	10	0.33	
-	1	Deago Ruben	L	0	2	1	3		
-	6	Othon Otto	MB	0	1	3	4		
-	7	Quintero Lezcano Jason Omar	OH	0	0	1	1		
-	10	Diaz Astergio	S	0	3	10	13		
-	11	Marshall Oswald	OH	0	1	1	2		
-	12	West Ludrik	MB	0	1	2	3		
-	14	Fuentes Gilmar	S	0	2	0	2		
-	16	Arboine Cerrud Denzel Jahel	OH	0	0	0	0		
-	21	Ortiz Gherson	OH	0	3	4	7		
-	22	Batista Uriel	OP	0	6	3	9		
-	23	Andrade Becerra Daniel Eduardo	OP	0	0	0	0		
-	25	De Leon David	OP	0	0	0	0		
Total Team					3	31	39	73	1.00




 Set	Rk	No	Name	Pos.	Running Sets	Faults	Still Sets	Total Attempts	Avg. by set
	1	10	Diaz Astergio	S	8	0	37	45	2.67
2	14	Fuentes Gilmar	S	3	1	15	19	1.00	
3	22	Batista Uriel	OP	1	0	1	2	0.33	
-	1	Deago Ruben	L	0	0	1	1		
-	2	Medina Miguel	L	0	0	7	7		
-	6	Othon Otto	MB	0	0	1	1		
-	7	Quintero Lezcano Jason Omar	OH	0	0	2	2		
-	8	Williams Felix	OH	0	0	0	0		
-	11	Marshall Oswald	OH	0	0	2	2		
-	12	West Ludrik	MB	0	0	2	2		
-	16	Arboine Cerrud Denzel Jahel	OH	0	0	0	0		
-	21	Ortiz Gherson	OH	0	0	0	0		
-	23	Andrade Becerra Daniel Eduardo	OP	0	0	0	0		
-	25	De Leon David	OP	0	0	0	0		
Total Team					12	1	68	81	4.00

 Reception	Rk	No	Name	Pos.	Excellents	Faults	Serve Receptions	Total Attempts	Eff. %
	1	2	Medina Miguel	L	12	0	12	24	50.00
2	8	Williams Felix	OH	5	0	10	15	33.33	
-	1	Deago Ruben	L	0	0	2	2		
-	6	Othon Otto	MB	0	0	0	0		
-	7	Quintero Lezcano Jason Omar	OH	3	2	3	8		
-	10	Diaz Astergio	S	0	0	1	1		
-	11	Marshall Oswald	OH	2	1	1	4		
-	12	West Ludrik	MB	0	0	0	0		
-	14	Fuentes Gilmar	S	0	0	0	0		
-	16	Arboine Cerrud Denzel Jahel	OH	0	0	0	0		
-	21	Ortiz Gherson	OH	3	0	5	8		
-	22	Batista Uriel	OP	0	0	0	0		
-	23	Andrade Becerra Daniel Eduardo	OP	0	0	0	0		
-	25	De Leon David	OP	0	0	0	0		
Total Team					25	3	34	62	35.48

Limit: 20.00%



GUA • Guatemala

		Rk	No	Name	Pos.	Attacks	Faults	Shots	Total Attempts	Succ. %	
 <p>Attack</p> <p>Limit: 15.00%</p>	1	2	Lopez Santiago Carlos Fernando	OH	18	0	9	27	66.67		
	2	11	Leonardo Blanco Andy Alexis	MB	11	4	13	28	39.29		
	3	7	Perez Alvarado Jose Pablo	OH	5	5	4	14	35.71		
	-	1	Ruano Poron Adan Andree	S	0	0	0	0			
	-	3	Gonzalez Alvarez Mario Salomon	MB	0	0	0	0			
	-	4	Santa Cruz Molina Luis Fernando	L	0	0	0	0			
	-	5	Flores Diaz Erik Gerardo	OP	2	1	1	4			
	-	6	Lucero Perez Javier Alberto	OH	0	0	0	0			
	-	8	Ralon Bolaños Daniel Alejandro	S	0	0	1	1			
	-	10	Pineda Fuentes Edras Amed	MB	1	0	1	2			
	-	13	Hernández de León Jason Omar	MB	4	2	4	10			
	-	16	Recinos Sandoval Roberto Carlos	OH	0	0	0	0			
	-	19	Carrillo Valiente Jose Rodrigo	OP	0	0	0	0			
	-	20	Caballeros Sanchez Carlos David	L	0	0	0	0			
	Total Team						41	12	33	86	47.67
	 <p>Block</p>	Rk	No	Name	Pos.	Kill Blocks	Faults	Rebounds	Total Attempts	Avg. by set	
		1	11	Leonardo Blanco Andy Alexis	MB	3	3	2	8	1.00	
			13	Hernández de León Jason Omar	MB	3	0	11	14	1.00	
		3	10	Pineda Fuentes Edras Amed	MB	2	0	4	6	0.67	
		4	7	Perez Alvarado Jose Pablo	OH	1	0	0	1	0.33	
			8	Ralon Bolaños Daniel Alejandro	S	1	1	3	5	0.33	
-		1	Ruano Poron Adan Andree	S	0	0	0	0			
-		2	Lopez Santiago Carlos Fernando	OH	0	2	2	4			
-		3	Gonzalez Alvarez Mario Salomon	MB	0	0	0	0			
-		4	Santa Cruz Molina Luis Fernando	L	0	0	0	0			
-		5	Flores Diaz Erik Gerardo	OP	0	0	0	0			
-		6	Lucero Perez Javier Alberto	OH	0	0	0	0			
-		16	Recinos Sandoval Roberto Carlos	OH	0	0	0	0			
-		19	Carrillo Valiente Jose Rodrigo	OP	0	0	0	0			
-		20	Caballeros Sanchez Carlos David	L	0	0	0	0			
Total Team						10	6	22	38	3.33	
 <p>Serve</p>	Rk	No	Name	Pos.	Aces	Faults	Serve Hits	Total Attempts	Avg. by set		
	1	11	Leonardo Blanco Andy Alexis	MB	2	3	13	18	0.67		
	2	10	Pineda Fuentes Edras Amed	MB	1	0	5	6	0.33		
	-	1	Ruano Poron Adan Andree	S	0	0	0	0			
	-	2	Lopez Santiago Carlos Fernando	OH	0	1	13	14			
	-	3	Gonzalez Alvarez Mario Salomon	MB	0	0	0	0			
	-	4	Santa Cruz Molina Luis Fernando	L	0	0	0	0			
	-	5	Flores Diaz Erik Gerardo	OP	0	0	0	0			
	-	6	Lucero Perez Javier Alberto	OH	0	0	0	0			
	-	7	Perez Alvarado Jose Pablo	OH	0	2	4	6			
	-	8	Ralon Bolaños Daniel Alejandro	S	0	2	12	14			
	-	13	Hernández de León Jason Omar	MB	0	3	7	10			
	-	16	Recinos Sandoval Roberto Carlos	OH	0	0	6	6			
	-	19	Carrillo Valiente Jose Rodrigo	OP	0	0	0	0			
	-	20	Caballeros Sanchez Carlos David	L	0	0	0	0			
	Total Team						3	11	60	74	1.00
Team	Total Team					21	0		21		

 Dig	Rk	No	Name	Pos.	Digs	Faults	Receptions	Total Attempts	Avg. by set
	1	4	Santa Cruz Molina Luis Fernando	L	6	2	10	18	2.00
	2	2	Lopez Santiago Carlos Fernando	OH	4	3	10	17	1.33
	3	7	Perez Alvarado Jose Pablo	OH	1	4	9	14	0.33
	13		Hernández de León Jason Omar	MB	1	1	7	9	0.33
	-	1	Ruano Poron Adan Andree	S	0	0	0	0	
	-	3	Gonzalez Alvarez Mario Salomon	MB	0	0	0	0	
	-	5	Flores Diaz Erik Gerardo	OP	0	0	0	0	
	-	6	Lucero Perez Javier Alberto	OH	0	0	0	0	
	-	8	Ralon Bolaños Daniel Alejandro	S	0	5	4	9	
-	10	Pineda Fuentes Edras Amed	MB	0	1	0	1		
-	11	Leonardo Blanco Andy Alexis	MB	0	3	1	4		
-	16	Recinos Sandoval Roberto Carlos	OH	0	1	0	1		
-	19	Carrillo Valiente Jose Rodrigo	OP	0	0	0	0		
-	20	Caballeros Sanchez Carlos David	L	0	0	0	0		
Total Team					12	20	41	73	4.00

 Set	Rk	No	Name	Pos.	Running Sets	Faults	Still Sets	Total Attempts	Avg. by set
	1	8	Ralon Bolaños Daniel Alejandro	S	24	2	32	58	8.00
	2	1	Ruano Poron Adan Andree	S	1	0	4	5	0.33
	-	2	Lopez Santiago Carlos Fernando	OH	0	0	2	2	
	-	3	Gonzalez Alvarez Mario Salomon	MB	0	0	0	0	
	-	4	Santa Cruz Molina Luis Fernando	L	0	0	6	6	
	-	5	Flores Diaz Erik Gerardo	OP	0	0	0	0	
	-	6	Lucero Perez Javier Alberto	OH	0	0	0	0	
	-	7	Perez Alvarado Jose Pablo	OH	0	0	1	1	
	-	10	Pineda Fuentes Edras Amed	MB	0	0	1	1	
-	11	Leonardo Blanco Andy Alexis	MB	0	0	1	1		
-	13	Hernández de León Jason Omar	MB	0	0	1	1		
-	16	Recinos Sandoval Roberto Carlos	OH	0	0	0	0		
-	19	Carrillo Valiente Jose Rodrigo	OP	0	0	0	0		
-	20	Caballeros Sanchez Carlos David	L	0	0	0	0		
Total Team					25	2	48	75	8.33

 Reception Limit: 20.00%	Rk	No	Name	Pos.	Excellents	Faults	Serve Receptions	Total Attempts	Eff. %
	1	2	Lopez Santiago Carlos Fernando	OH	9	2	8	19	36.84
	2	4	Santa Cruz Molina Luis Fernando	L	9	2	9	20	35.00
	-	1	Ruano Poron Adan Andree	S	0	0	0	0	
	-	3	Gonzalez Alvarez Mario Salomon	MB	0	0	0	0	
	-	5	Flores Diaz Erik Gerardo	OP	0	0	0	0	
	-	6	Lucero Perez Javier Alberto	OH	0	0	0	0	
	-	7	Perez Alvarado Jose Pablo	OH	3	1	4	8	
	-	8	Ralon Bolaños Daniel Alejandro	S	0	1	0	1	
	-	10	Pineda Fuentes Edras Amed	MB	0	0	0	0	
-	11	Leonardo Blanco Andy Alexis	MB	0	0	0	0		
-	13	Hernández de León Jason Omar	MB	0	0	0	0		
-	16	Recinos Sandoval Roberto Carlos	OH	0	0	0	0		
-	19	Carrillo Valiente Jose Rodrigo	OP	0	0	0	0		
-	20	Caballeros Sanchez Carlos David	L	0	0	0	0		
Total Team					21	6	21	48	31.25