




Match: 6 **Date:** 17/07/2023 **Spectators:**
City: Belize City
Hall: Civic Center
Match duration: **Start:** 19:30 **End:** 21:41 **Total:** 2:01

Teams	Sets	1	2	3	4	5	Total
CRC	3	25	22	25	25		97
BIZ	1	21	25	12	7		65
Duration:		0:29	0:29	0:24	0:19		1:41


 **CRC • Costa Rica**


 Attack Limit: 15.00%	Rk	No	Name	Pos.	Attacks	Faults	Shots	Total Attempts	Succ. %
	1	14	Moraga Arroyo Joselyn Fernanda	OH	14	0	17	31	45.16
	2	2	Mata mata Nazareth	OH	6	1	13	20	30.00
	3	8	Rodríguez Esquivel Angelica	OP	11	7	23	41	26.83
	-	1	Fernández Jiménez Keisy	S	0	1	0	1	
	-	3	Solano Smith Rashanny Zenaya	L	0	0	0	0	
	-	6	Barrantes Vega Lucía	OH	0	0	1	1	
	-	10	Álvarez Cortés Sheyla Dayana	S	2	1	2	5	
	-	13	Barley Morgan Nhya Raldisha	MB	5	2	12	19	
	-	15	León Gamboa Danna	MB	3	2	8	13	
-	18	Campos Monge Amanda Maria	MB	0	0	0	0		
-	22	Vargas Mbeki Kristina	OP	0	0	0	0		
-	24	Bolaños Mora Allison	OH	0	0	0	0		
Total Team					41	14	76	131	31.30


 Block	Rk	No	Name	Pos.	Kill Blocks	Faults	Rebounds	Total Attempts	Avg. by set
	1	15	León Gamboa Danna	MB	4	5	9	18	1.00
	2	13	Barley Morgan Nhya Raldisha	MB	3	3	5	11	0.75
	3	10	Álvarez Cortés Sheyla Dayana	S	2	0	1	3	0.50
	4	8	Rodríguez Esquivel Angelica	OP	1	0	4	5	0.25
	14	Moraga Arroyo Joselyn Fernanda	OH	1	1	7	9	0.25	
	-	1	Fernández Jiménez Keisy	S	0	0	0	0	
	-	2	Mata mata Nazareth	OH	0	0	1	1	
	-	3	Solano Smith Rashanny Zenaya	L	0	0	0	0	
	-	6	Barrantes Vega Lucía	OH	0	0	0	0	
-	18	Campos Monge Amanda Maria	MB	0	0	0	0		
-	22	Vargas Mbeki Kristina	OP	0	0	0	0		
-	24	Bolaños Mora Allison	OH	0	0	0	0		
Total Team					11	9	27	47	2.75

 Serve	Rk	No	Name	Pos.	Aces	Faults	Serve Hits	Total Attempts	Avg. by set
	1	10	Álvarez Cortés Sheyla Dayana	S	8	3	19	30	2.00
	2	2	Mata mata Nazareth	OH	2	3	11	16	0.50
	15	León Gamboa Danna	MB	2	1	6	9	0.50	
	4	13	Barley Morgan Nhya Raldisha	MB	1	2	7	10	0.25
	14	Moraga Arroyo Joselyn Fernanda	OH	1	3	14	18	0.25	
	-	1	Fernández Jiménez Keisy	S	0	1	0	1	
	-	3	Solano Smith Rashanny Zenaya	L	0	0	0	0	
	-	6	Barrantes Vega Lucía	OH	0	0	1	1	
	-	8	Rodríguez Esquivel Angelica	OP	0	2	7	9	
-	18	Campos Monge Amanda Maria	MB	0	0	0	0		
-	22	Vargas Mbeki Kristina	OP	0	0	0	0		
-	24	Bolaños Mora Allison	OH	0	0	2	2		
Total Team					14	15	67	96	3.50

Team	Total Team	31	0		31	

	Rk	No	Name	Pos.	Digs	Faults	Receptions	Total Attempts	Avg. by set
	Dig	1	3	Solano Smith Rashanny Zenaya	L	25	7	11	43
	2	14	Moraga Arroyo Joselyn Fernanda	OH	8	3	6	17	2.00
	3	8	Rodriguez Esquivel Angelica	OP	5	3	6	14	1.25
	4	2	Mata mata Nazareth	OH	4	5	8	17	1.00
	5	13	Barley Morgan Nhya Raldisha	MB	3	0	1	4	0.75
	6	10	Álvarez Cortés Sheyla Dayana	S	2	0	1	3	0.50
	7	6	Barrantes Vega Lucía	OH	1	0	0	1	0.25
		24	Bolaños Mora Allison	OH	1	1	1	3	0.25
	-	1	Fernández Jiménez Keisy	S	0	0	0	0	
	-	15	León Gamboa Danna	MB	0	1	6	7	
	-	18	Campos Monge Amanda Maria	MB	0	0	0	0	
	-	22	Vargas Mbeki Kristina	OP	0	0	0	0	
Total Team					49	20	40	109	12.25

	Rk	No	Name	Pos.	Running Sets	Faults	Still Sets	Total Attempts	Avg. by set
	Set	1	10	Álvarez Cortés Sheyla Dayana	S	18	1	78	97
	2	1	Fernández Jiménez Keisy	S	1	0	2	3	0.25
		8	Rodriguez Esquivel Angelica	OP	1	0	2	3	0.25
	-	2	Mata mata Nazareth	OH	0	1	0	1	
	-	3	Solano Smith Rashanny Zenaya	L	0	0	5	5	
	-	6	Barrantes Vega Lucía	OH	0	0	0	0	
	-	13	Barley Morgan Nhya Raldisha	MB	0	0	3	3	
	-	14	Moraga Arroyo Joselyn Fernanda	OH	0	0	3	3	
	-	15	León Gamboa Danna	MB	0	0	1	1	
	-	18	Campos Monge Amanda Maria	MB	0	0	0	0	
	-	22	Vargas Mbeki Kristina	OP	0	0	0	0	
	-	24	Bolaños Mora Allison	OH	0	0	1	1	
Total Team					20	2	95	117	5.00

	Rk	No	Name	Pos.	Excellents	Faults	Serve Receptions	Total Attempts	Eff. %
	Reception	1	3	Solano Smith Rashanny Zenaya	L	21	1	7	29
	2	14	Moraga Arroyo Joselyn Fernanda	OH	6	0	7	13	46.15
	-	1	Fernández Jiménez Keisy	S	0	0	0	0	
	-	2	Mata mata Nazareth	OH	2	3	4	9	
	-	6	Barrantes Vega Lucía	OH	0	0	0	0	
	-	8	Rodriguez Esquivel Angelica	OP	0	0	0	0	
	-	10	Álvarez Cortés Sheyla Dayana	S	0	0	0	0	
	-	13	Barley Morgan Nhya Raldisha	MB	0	0	0	0	
	-	15	León Gamboa Danna	MB	0	0	0	0	
	-	18	Campos Monge Amanda Maria	MB	0	0	0	0	
	-	22	Vargas Mbeki Kristina	OP	0	0	0	0	
	-	24	Bolaños Mora Allison	OH	2	1	4	7	
Total Team					31	5	22	58	44.83

Limit: 20.00%




BIZ • Belize


Attack	Rk	No	Name	Pos.	Attacks	Faults	Shots	Total Attempts	Succ. %
	<p>Limit: 15.00%</p>	1	12	Gordon Khaya	OH	10	9	14	33
2		19	Martinez Nisaan	MB	12	8	25	45	26.67
-		1	Bennett Kaeley	OP	0	0	0	0	
-		3	Hall Zanyah	OP	0	0	0	0	
-		5	Cardinez Kaleigh	OH	0	0	2	2	
-		6	Carcamo Sammani	L	0	0	0	0	
-		9	Avila Avianka	S	0	1	7	8	
-		11	Jones Akili	OH	2	1	10	13	
-		13	Leslie Jevia	MB	0	3	4	7	
-		16	Thurton Dasialynn	L	0	0	0	0	
-		18	Omamurhe Blessed	MB	3	0	7	10	
-		20	Henderson Ziane	S	0	0	0	0	
Total Team					27	22	69	118	22.88


Block	Rk	No	Name	Pos.	Kill Blocks	Faults	Rebounds	Total Attempts	Avg. by set
		1	12	Gordon Khaya	OH	3	5	2	10
2		18	Omamurhe Blessed	MB	2	2	10	14	0.50
		19	Martinez Nisaan	MB	2	1	13	16	0.50
4		11	Jones Akili	OH	1	0	2	3	0.25
-		1	Bennett Kaeley	OP	0	0	0	0	
-		3	Hall Zanyah	OP	0	0	0	0	
-		5	Cardinez Kaleigh	OH	0	1	1	2	
-		6	Carcamo Sammani	L	0	0	0	0	
-		9	Avila Avianka	S	0	2	7	9	
-		13	Leslie Jevia	MB	0	3	6	9	
-		16	Thurton Dasialynn	L	0	0	0	0	
-		20	Henderson Ziane	S	0	0	2	2	
Total Team					8	14	43	65	2.00

Serve	Rk	No	Name	Pos.	Aces	Faults	Serve Hits	Total Attempts	Avg. by set
		1	5	Cardinez Kaleigh	OH	1	1	6	8
		9	Avila Avianka	S	1	1	12	14	0.25
		12	Gordon Khaya	OH	1	1	7	9	0.25
		18	Omamurhe Blessed	MB	1	0	5	6	0.25
		19	Martinez Nisaan	MB	1	2	9	12	0.25
-		1	Bennett Kaeley	OP	0	0	4	4	
-		3	Hall Zanyah	OP	0	0	0	0	
-		6	Carcamo Sammani	L	0	0	0	0	
-		11	Jones Akili	OH	0	3	6	9	
-		13	Leslie Jevia	MB	0	0	4	4	
-		16	Thurton Dasialynn	L	0	0	0	0	
-		20	Henderson Ziane	S	0	0	0	0	
Total Team					5	8	53	66	1.25

Team	Total Team	Attacks	Faults	Shots	Total Attempts
	Total Team	25	1		26

 Dig	Rk	No	Name	Pos.	Digs	Faults	Receptions	Total Attempts	Avg. by set
	1	9	Avila Avianka	S	5	3	9	17	1.25
		12	Gordon Khaya	OH	5	7	11	23	1.25
	3	6	Carcamo Sammani	L	4	5	3	12	1.00
		19	Martinez Nisaan	MB	4	4	3	11	1.00
	5	5	Cardinez Kaleigh	OH	3	2	2	7	0.75
		11	Jones Akili	OH	3	5	8	16	0.75
	7	16	Thurton Dasialynn	L	2	4	7	13	0.50
	8	1	Bennett Kaeley	OP	1	0	0	1	0.25
		13	Leslie Jevia	MB	1	2	2	5	0.25
-	3	Hall Zanyah	OP	0	0	0	0		
-	18	Omamurhe Blessed	MB	0	2	1	3		
-	20	Henderson Ziane	S	0	1	0	1		
Total Team					28	35	46	109	7.00

 Set	Rk	No	Name	Pos.	Running Sets	Faults	Still Sets	Total Attempts	Avg. by set
	1	9	Avila Avianka	S	12	1	64	77	3.00
	-	1	Bennett Kaeley	OP	0	0	0	0	
	-	3	Hall Zanyah	OP	0	0	0	0	
	-	5	Cardinez Kaleigh	OH	0	0	1	1	
	-	6	Carcamo Sammani	L	0	0	1	1	
	-	11	Jones Akili	OH	0	0	4	4	
	-	12	Gordon Khaya	OH	0	0	4	4	
	-	13	Leslie Jevia	MB	0	1	0	1	
	-	16	Thurton Dasialynn	L	0	0	4	4	
-	18	Omamurhe Blessed	MB	0	0	3	3		
-	19	Martinez Nisaan	MB	0	0	7	7		
-	20	Henderson Ziane	S	0	0	3	3		
Total Team					12	2	91	105	3.00

 Reception Limit: 20.00%	Rk	No	Name	Pos.	Excellents	Faults	Serve Receptions	Total Attempts	Eff. %
	1	19	Martinez Nisaan	MB	8	1	16	25	28.00
	2	11	Jones Akili	OH	7	2	9	18	27.78
	-	1	Bennett Kaeley	OP	0	0	0	0	
	-	3	Hall Zanyah	OP	0	0	0	0	
	-	5	Cardinez Kaleigh	OH	0	1	1	2	
	-	6	Carcamo Sammani	L	0	3	5	8	
	-	9	Avila Avianka	S	0	0	0	0	
	-	12	Gordon Khaya	OH	4	4	4	12	
	-	13	Leslie Jevia	MB	0	0	2	2	
-	16	Thurton Dasialynn	L	5	4	5	14		
-	18	Omamurhe Blessed	MB	0	0	0	0		
-	20	Henderson Ziane	S	0	0	0	0		
Total Team					24	15	42	81	11.11