

BEACH VOLLEYBALL

TEAMS' UNIFORMS GUIDELINES FOR GAMES OF THE XXXII OLYMPIAD TOKYO 2020

(version updated on 15 March 2021)

FIVBTM



FÉDÉRATION INTERNATIONALE
DE VOLLEYBALL

www.fivb.com

CONTENT

1. Concept
2. Standards & General Principles
3. Uniform Requirements
4. Athletes' Safety
5. Men's Uniforms
6. Women's Uniforms
7. Training & Warm-up Suits
8. Uniform for Cold Weather
9. Accessories
10. Uniforms' Approval Procedure
11. Infringement of IOC Rule 50
12. Disqualification and Sanction
13. Others

Appendix:

1. *Men Athletes' Uniform*
2. *Women Athletes' Uniform (Option 1 & Option 2)*
3. *Women Athletes' Uniform (Other Options : Diagram 1)*
4. *Women Athletes' Uniform (Other Options : Diagram 2)*
5. *Training and Warm-Up Suit*
6. *Men Athletes' Uniform (Cold Weather : Diagram 3)*
7. *Women Athletes' Uniform (Cold Weather : Diagram 4)*
8. *Women Athletes' Uniform (Cold Weather : Diagram 5 Option A & Option B)*
9. *Athletes' Accessories*
10. *Athletes' Accessories*

1. CONCEPT

Beach Volleyball athletes compete in a beach and open air environment and are required to project a healthy image to audience, media, partners, etc.

Sun, sand and sea (whenever applicable) are critical elements to take into consideration when it comes to athletes' uniforms. In order to cope with a sunny and sandy environment, the FIVB has established uniform standards which are featured in this document based on the recommendations of its medical advisors, athletes, officials and in accordance to the Rule 50 (and its By-Law) of the Olympic Charter, that will be in force during the Tokyo 2020 Olympic Games.

2. STANDARDS & GENERAL PRINCIPLES

The men and women athletes' uniforms must correspond to the standards herein indicated.

No commercial trademark or design other than that of the Manufacturer and authorized prints as per FIVB regulations may appear on any accessories and/or clothing. FIVB recommends using colourful uniforms to possibly reflect the national/ territory flag /colours and other typical design.

The official men's uniform for the Olympic Beach Volleyball tournament consists of:

- A TANK TOP and SHORTS
- Eventual ACCESSORIES

The official women's uniform for the Olympic Beach Volleyball tournament consists of:

- A TOP and BRIEFS (*Appendix-2, Option 1*) or A ONE PIECE (*Appendix-2, Option 2*), or other options (*Appendix-4,-5,-7 and -8*).
- Eventual accessories

Athletes on the same team must wear identical uniforms (style, fabric and colour).

Athletes must not alter the uniforms in any way or cover the identification of official athlete's number, athlete's last name (or nickname), 3-letter country code and national / territory flag, manufacturer's logo, and no other third party name, logo, corporate design may appear on any equipment or clothing.

The **athlete's name must correspond with the international athlete's identification used during the Olympic Qualification period** unless authorized by the FIVB (team name used for the results, rankings, on scoreboards, TV graphics, etc.) and be written in Latin letters. The name can either be printed or embroidered or woven, however, the uniform name must be identical to the name used for TV / scoreboard, and official information system.

3. UNIFORM REQUIREMENTS

The FIVB requires 3 sets of uniforms in different colours and recommends having a total of 6 uniforms available (2 of each colour) for each athlete.

Opposing team has to wear uniforms of clearly contrasting colours and to avoid the use of white as recommended by the Olympic Broadcasting Services (OBS) and the FIVB. Before each match, the Control Committee will assign, verify and approve the colours of each team. If the FIVB Technical Delegate deems that the colours of the two opposing teams might lead to confusion, or prove unsuitable for television, on-site audience and photos purposes, they must be changed. A toss of the coin will be conducted prior to the start of official protocol and the result of the draw will determine the team that will change uniform in order to comply with the above requirement. A clean uniform must be used for each match.

4. ATHLETES' SAFETY

As per the FIVB Official Beach Volleyball Rules, athletes are forbidden to wear any objects that may cause an injury to an athlete, such as jewellery, pins, casts, bracelets, etc.

5. MEN'S UNIFORMS

Style (see *Appendix-1 : Men Athlete's Uniforms*)

The TANK TOP must fit closely to the body and the design must be with open arms, respecting the space for the required placements of the manufacturer identification, athlete number, national / territory flag, and 3-letter country code, also respecting the place for the athlete's name. All information featured on an athlete's TANK TOP must be clearly visible once (which is strongly recommended by the FIVB) the TANK TOP is tucked into the SHORTS.

The SHORTS must be in accordance with the layout and not be baggy. For all athletes the bottom of the shorts must be a minimum of 10 cm above the top of the knee cap.

Fabric

The tank top must be made of elastic material, preferably Lycra or a combination of Lycra/cotton, or other similar good quality synthetic material. Due to severe weather conditions that athletes may face during the competition, the FIVB recommends the manufacturers concerned using breathing materials.

Colour

The tank top and shorts should possibly be of bright and light colours. The use of white dominant colour is not recommended by the Olympic Broadcasting Services (OBS) and the FIVB. Colourful designs of the uniform may be allowed, provided that it does not compromise the visibility of the Athlete's Number, 3-Letter Country Code, National / Territory Flag and Athlete's Name. It is recommended to use colour and/ or design recalling the national / territory flag of the participating teams.

General guidelines and design on uniforms (see *Appendix-1*)

a) Manufacturer's Logo

One identification of the manufacturer per clothing item will be permitted. It can be placed on the front of the TANK TOP and on the front of the SHORTS and must not exceed 30 cm² each. It can be printed, embroidered or woven.

One additional Identification allowed on clothing, strictly limited to Product Technology Identifications, shall be permitted per clothing item and shall not exceed 10 cm². (The Product Technology Identification means the technical identification, which shall not include any Identification of the Manufacturer, or any part thereof, used on Clothing to identify any fabric technology.)

b) Athlete's Number

Athletes are numbered either # 1 or # 2 and must notably use the same number during the tournament.

The same athletes' number must be compulsorily placed on the front and on the back of the TANK TOP (men) as per the appendix.

The athletes' number measures 8 cm (height) x 6 cm (width) with no less than 1.6 cm wide stripe and must be placed as per the enclosed diagram on the front and on the back of the TANK TOP. It can be printed, embroidered or woven, in a colour contrasting well with the colour of the TANK TOP (i.e. light on a dark tank top, dark on a light tank top).

c) 3-Letter Country Code, National / Territory Flag

The 3-letter country code must be compulsorily printed, embroidered or woven on the front and on the back of the TANK TOP as per the enclosed diagram on a total surface of maximum 8 cm (height) x 20 cm (width) with no less than 1.6 cm wide stripe. In case, the NOC requests the full country name to be appeared instead of the 3-letter country code, the official request must be made to FIVB for approval.

The national / territory flag must be printed, embroidered or woven on the front of the TANK TOP as per the enclosed diagram on a total surface of maximum 7 cm (height) x 10 cm (width).

Following the decision taken by the FIVB Board of Administration, national / territory flag shall be used as national identity instead of NOC emblem to further promote the National Teams participating and to have clear image of the National Identity in all photos, regardless of from where a photo is taken and to have a consistent visual in all the visuals during the Games.

d) *Athlete's Name*

The athlete's name (i.e. last name or nickname if this latter is authorized by the FIVB) shall be placed on the back of the TANK TOP as per the enclosed diagram and in a colour contrasting with that of the uniform. Letters must be from 4-6 cm high depending on the total number of letters in the athlete's name.

The **athlete's name must correspond with the international athlete's identification used during the Olympic Qualification** unless authorized by the FIVB (team name used for the results, rankings, on scoreboards, TV graphics, etc.) and be written in Latin letters. The name can either be printed or embroidered or woven, however, the uniform name must be identical to the name used for TV / scoreboard, and official information system.

e) *Recommended Font*

For the Athlete's Number, Athlete's Name and 3-Letter Country Code, the FIVB recommends **Frutiger Extra Black Condensed** font to be used to gain better visibility. Other fonts are permitted as well, provided the information is clearly visible to the onsite audience, television and photo purposes.

6. WOMEN'S UNIFORMS

Style (see *Appendix-2 : Women Athlete's Uniforms*)

The TOP (as per *Option 1*) must fit closely to the body and the design must be with deep cutaway armholes on the back, upper chest and stomach (2-piece), respecting the space required for the manufacturer logo, athlete number, national / territory flag, 3-letter country code, and the place for the athlete's name.

The BRIEFS (as per *Option 1*) should be in accordance with the enclosed diagram, be a close fit and be cut on an upward angle towards the top of the leg.

The ONE PIECE (as per *Option 2*) uniform must fit closely and the design must be with open back and upper chest, respecting the space for the required inscriptions to be made.

Other Uniforms Options

Please refer to the appendix to see the different uniform options (*Appendix-3 : Diagram 1* and *Appendix-4 : Diagram 2*) may also be used by women athletes,

The HALF SLEEVE TOP (as per *Appendix-3 : Diagram 1*) must fit closely and the design (see diagram) must feature neck line depth (front) of 12 cm and neck line depth (back) of 8 cm, the shoulder width of 9-10 cm and the bias tape at the neck line of 0.7 cm.

The KNEE LENGTH PANTS (as per *Appendix-3 : Diagram 1*) must be in accordance with the enclosed diagram, be a close fit and the design is recommended to feature total length of 47 cm (from waistband) and 3 cm above the knee, and a waistband of 6-7 cm wide.

The NO SLEEVE TOP (as per *Appendix-4 : Diagram 2*) must fit closely and the design (see diagram) is recommended to feature neck line depth (front) of 12 cm and neck line depth (back) of 8 cm, the shoulder width of 5-6 cm and the bias tape at the neck line of 0.7 cm.

The SHORTS (as per *Appendix-4 : Diagram 2*) must be in accordance with the enclosed diagram, be a close fit and the design is recommended to feature total length of 26-28 cm (from waistband) and 26 cm above the knee, and a waistband of 6-7 cm wide.

Fabric

The TOP and BRIEFS or the ONE PIECE uniform, or the LONG SLEEVE TOP and LONG PANTS, or the HALF SLEEVE TOP and KNEE LENGTH PANTS or the NO SLEEVE TOP and SHORTS must be made of elastic material, Lycra or a combination of Lycra/cotton, or other similar quality synthetic material to ensure the uniform fits tight to the body.

Due to severe weather conditions that athletes may face during the competition, the FIVB recommends the manufacturers concerned using breathing materials.

Colour

The TOP and BRIEFS or the ONE PIECE uniform or the LONG SLEEVE TOP or the HALF SLEEVE TOP, or the NO SLEEVE TOP should be of bright and light colours, avoiding dominant white colour as it is recommended by the Olympic Broadcasting Services (OBS) and the FIVB. The LONG PANTS or the KNEE LENGTH PANTS, or the SHORTS may be of another colour.

Colourful designs of the uniform may be allowed, provided that it does not compromise the visibility of the Athlete's Number, 3-Letter Country Code, National / Territory Flag and Athlete's Name.

General guidelines and design on uniforms (see Appendix-2)

Any elements placed on the uniform should not overlap each other or be placed directly adjacent to each other. All elements placed on the uniforms should maintain certain distance as per available space.

a) Manufacturer's Logo

One identification of the manufacturer per clothing item will be permitted. It can be printed or embroidered or woven on the front of the TOP or the ONE PIECE, or the LONG SLEEVE TOP, or the HALF SLEEVE TOP, or the NO SLEEVE TOP, and on the front of the BRIEFS, or the LONG PANTS, or the KNEE LENGTH PANTS or the SHORTS and cannot exceed 30 cm².

Where one-piece body suits are used in competition, such Identifications shall be permitted once above and once below the waist, provided all other principles are respected.

One additional Identification allowed on clothing, strictly limited to Product Technology Identifications, shall be permitted per clothing item and shall not exceed 10 cm². (The Product Technology Identification means the technical identification, which shall not include any Identification of the Manufacturer, or any part thereof, used on Clothing to identify any fabric technology.)

b) Athlete's Number

Athletes are numbered either # 1 or # 2 and must notably use the same number during the tournament.

The same athletes' number must be compulsorily placed on the front and on the back of the TOP or the ONE PIECE, LONG SLEEVE TOP, HALF SLEEVE TOP, NO SLEEVE TOPS uniform (women) as per the enclosed diagrams.

The athletes' number measures 4 cm (height) x 2.5 cm (width) with no less than 0.8 cm wide stripe and must be placed as per the enclosed diagram on the front and on the back of the TOP or the ONE PIECE, or the LONG SLEEVE TOP, or the HALF SLEEVE TOP, or the NO SLEEVE TOP. It must be printed or embroidered or woven in a colour contrasting well with the colour of the TOP (i.e.: light on a dark top, dark on a light top).

c) 3-Letter Country Code, National / Territory Flag

The 3-letter country code must be compulsorily printed, embroidered or woven on the front of the TOP or the ONE PIECE, or the LONG SLEEVE TOP, or the HALF SLEEVE TOP, or the NO SLEEVE TOP

as per the enclosed diagram on a total surface of maximum 4 cm (height) x 10 cm (width) with no less than 0.8 cm wide stripe. In case, the NOC requests the full country name to be appeared instead of the 3-letter country code, the official request must be made to FIVB for approval.

The national / territory flag must be printed, embroidered or woven on the front of the TOP or the ONE PIECE, or the LONG SLEEVE TOP, or the HALF SLEEVE TOP or the NO SLEEVE TOP as per the enclosed diagram on a total surface of maximum 5 cm (height) x 7 cm (width).

Following the decision taken by the FIVB Board of Administration, national / territory flag shall be used as national identity instead of NOC emblem to further promote the National Teams participating and to have clear image of the National Identity in all photos, regardless of from where a photo is taken and to have a consistent visual in all the visuals during the Games.

d) *Athlete's Name*

Athlete's name (i.e. last name or nickname if this latter is authorized by the FIVB) must be printed or embroidered or woven on the back of the TOP or ONE PIECE, or the LONG SLEEVE TOP, or the HALF SLEEVE TOP, or the NO SLEEVE TOP uniform as per the enclosed diagram and in a colour contrasting with that of the uniform. Letters must be maximum from 2-3 cm high depending on the total number of letters in the athlete's name.

The **athlete's name must correspond with the international athlete's identification used during the Olympic Qualification period** unless authorized by the FIVB (team name used for the results, rankings, on scoreboards, TV graphics, etc.) and be written in Latin letters. The name can either be printed or embroidered or woven, however, the uniform name must be identical to the name used for TV / scoreboard, and official information system.

e) *Recommended Font*

For the Athlete's Number, Athlete's Name and 3-Letter Country Code, the FIVB recommends **Frutiger Extra Black Condensed** font to be used to gain better visibility. Other fonts are permitted as well, provided the information is clearly visible to the onsite audience, television and photo purposes.

7. TRAINING AND WARM-UP SUITS

Each NOC will be responsible to provide to their respective athletes training and warm up suits. In this document, the FIVB is giving some recommendations to the parties concerned. (see *Appendix-5 : Training and Warm-Up Suit*)

During the victory ceremony, athletes shall wear the official NOC's tracksuit. This uniform will conform to Bye-law to Rule 50 of the Olympic Charter. No hats and/or sunglasses can be worn during the victory ceremony.

Training and Warm-up suits consist of a JACKET and PANTS.

General guidelines and design on uniforms (see Appendix-5)

Any elements placed on the uniform should not overlap each other or be placed directly adjacent to each other. All elements placed on the uniforms should maintain certain distance as per available space.

a) *Manufacturer's Logo*

One identification of the manufacturer per clothing item will be permitted. It can be printed or embroidered or woven on the front of the JACKET and on the PANTS as per the enclosed diagram on a total surface of 30 cm².

One additional Identification allowed on clothing, strictly limited to Product Technology Identifications, shall be permitted per clothing item and shall not exceed 10 cm². (The Product Technology Identification means the technical identification, which shall not include any Identification of the Manufacturer, or any part thereof, used on Clothing to identify any fabric technology.)

b) National / Territory Flag

The national/ territory flag and/or 3-letter country code may be printed, embroidered or woven on the front of the JACKET as per the enclosed diagram on a maximum surface of 4 cm (height) and 7 cm (width).

8. UNIFORMS FOR COLD WEATHER

In cold temperatures and pouring rain conditions (where the temperature is expected to fall below 15° C) and/or due to medical reasons, athletes are permitted to wear uniforms composed of a close-fitting t-shirt with long or short sleeves and, long tight pants (down to the ankle and not to the knees). Please refer to the appendix attached to see the recommended uniform options in case of cold weather conditions. (*Appendix-6, Appendix-7, and Appendix-8*)

a) Men Athletes' Uniform – Cold Weather

For the men's cold weather shirt and pants, no sponsor logos are permitted. Men are required to wear their TOP over the long-sleeve shirt, and the shorts over the long pants. (*Appendix-6 : Diagram 3*). In such case, no manufacture logo or any identification can be displayed on cold weather shirt and pants (either be covered or not visible) and only the manufacture logo on TOP and shorts will be visible.

b) Women Athlete's Uniform – Cold Weather

The LONG SLEEVE TOP (as per *Appendix-7: Diagram 4*) must fit closely and the design must feature ¾ sleeves and a recommended collar of 4 cm height.

The LONG PANTS (as per *Appendix-7: Diagram 4*) must be in accordance with the enclosed appendix, be a close fit and the design must feature a minimum of 90 cm pants' length and a recommended waistband of 4 cm wide. Women athletes (not wearing their briefs on top) may display their manufacture logo according to the requirements.

The long-sleeves t-shirt can be worn (as per *Appendix-8: Diagram 5, Option A & B*) with according the requirements. In case the TOP uniform is worn over the long-sleeves t-shirt, no manufacture logo or any identifications to be displayed on the long-sleeves t-shirt (As per *Appendix 8: Diagram 5, Option B*).

The BRIEFS (as per *Appendix-8: Diagram 5*) should be in accordance with the enclosed diagram, be a close fit and be cut on an upward angle towards the top of the leg.

9. ACCESSORIES

Athletes are authorized to use the following accessories:

- Headgear (i.e. sun-visor or cap or hat or headband)
- Eyewear (sunglasses)
- Therapeutic support braces for knee/elbow (with approval of the Control Committee)
- One (1) wristband (please note that an athlete may not wear both an armband and a wristband on the same arm.)
- One (1) watch (must remain completely unbranded including the strap and face in case it is used in competition)
- One (1) armband (maximum width: 10 cm).
The armband must be located on the upper arm only.
- Compression pads: These devices must be of the same colour as part of the uniform. If both players in the team wear such devices, they must of the same colour and design. Neutral colours, black or white material can also be used. As these devices are for protection and support, they must have no padding or surface feature designated to give an advantage by providing additional ball control. Visible underwear should have the same colour as part of the uniform it belongs to, and must not be longer than the shorts.
- Footwear and/or athletic socks (with approval from referees)
- Bag

- Squeeze/water bottle
- Kinesiology medical tape (with approval of the Control Committee)

Athletes are NOT authorized to use the following accessories:

- Temporary tattoos
- Permanent tattoos with manufacturers' identifications and/or other identifying features unauthorised commercial, political, religious or racial propaganda.

Style (see Appendix-9 and -10 : Athlete's Accessories)

Each accessory may have only one (1) manufacturer's logo of maximum 6 cm². The size of the logo for the bag is limited up to 10% of the total surface area of the item with the maximum size of 60 cm². No manufacturer or product logo is allowed on the squeeze/water bottle. Also, the bottle cannot be shaped/ designed in a look that is distinctive to a particular manufacturer or brand.

For the headgear (caps/ hats, etc.) one identification of the manufacturer per accessory item will be permitted, to a maximum size of 10 cm² on one side or two identifications of the manufacturer, to a maximum size of 5 cm² each, placed above each ear.

One identification of the manufacturer per accessory will be permitted on the eyewear, placed on one of the arms and to a maximum size of 6 cm²; alternatively, two identifications of the manufacturer will be permitted, placed one on each arm and to a maximum size of 3 cm² each.

The accessories shall not be placed immediately adjacent to each other.

No Authorised Identification may appear on the neck or the collar or on the body (e.g. commercial tattoo) of any person participating in the Games.

Certain items, due in particular to their potential for abuse in the context of product placement or advertising on the field of play, should at all times remain unbranded and/or not feature any identification (by covering any existing Identification) if brought by the participants on the field of play or in camera view. As a consequence, the following items may not feature any identification of the Manufacturer: squeeze/water bottles, umbrellas, towels, bandages / medical tape, etc. This list is an exemplary and non-exhaustive list and may be amended and completed from time to time by the IOC. Any such updates shall be communicated by the IOC to NOCs and Ifs.

10. APPROVAL PROCEDURE

Uniforms' Approval Process

Each NOC/NF is responsible for providing their respective athletes with uniforms from manufacturers which have been approved by the FIVB.

NOCs/NFs, qualifying through the 2019 FIVB World Championships, Tokyo Olympic Qualification Tournament, and the hosting NOC of Japan are requested to send to the FIVB (beachvolleyball@fivb.com) the layout of the uniforms in 3 colours featuring all brandings elements in digital format and 1 sample (possibly branded) of each piece of the uniforms (to FIVB, Edouard-Sandoz 2-4, 1006 Lausanne, SWITZERLAND; att. Beach Volleyball Department **by 28 February 2021** at the very latest, for FIVB's approval.

NOCs/NFs, qualifying through the Olympic Ranking are requested to send to the FIVB (beachvolleyball@fivb.com) the layout of the uniforms in 3 colours featuring all brandings elements in digital format and 1 sample (possibly branded) of each piece of the uniforms (to FIVB, Edouard-Sandoz 2-4, 1006 Lausanne, SWITZERLAND; att. Beach Volleyball Department **by 21 June 2021** at the very latest, for FIVB's approval.

NOCs/NFs, qualifying through the Continental Cup (Continental Cup Finals / 3rd phase) are requested to send to the FIVB (beachvolleyball@fivb.com) the layout of the uniforms in 3 colours featuring all brandings elements in digital format and 1 sample (possibly branded) of each piece of the uniforms (to FIVB, Edouard-Sandoz 2-4, 1006 Lausanne, SWITZERLAND; att. Beach Volleyball Department **by 5 July 2021** at the very latest, for FIVB's approval.

The FIVB will accept also samples featuring only the manufacturer's logo if accompanied by a comprehensive layout in hard copy featuring all required branding elements. Should the FIVB find the layout/ sample in compliance with the enclosed regulations, it will also coordinate the necessary actions to obtain the IOC's feedback/approval before providing final feedback to the respective NF/NOC.

A final check will be implemented on the occasion of the Preliminary Inquiry in Tokyo for all 24 Men's and 24 Women's teams.

The IOC has set up a procedure for Items to be reviewed and offer assistance to the NOCs and IFs. Submissions should be sent to rule50@olympic.org and copy FIVB at beachvolleyball@fivb.com. As in previous Games, while the process is not mandatory, it is highly encouraged in order to minimize any possible Games-time issues. Once a submission has been made through the online tool, NOCs will be notified of the "reviewed" or "non-compliant" status of their submitted Items.

Teams' Entry List (BVB – 02)

Each respective NF is required to fill in the Team's Entry List (BVB-02) for each qualified team and return to the FIVB (scanned copy via email: beachvolleyball@fivb.com) **no later than by 5 July 2021**.

Preliminary Inquiry and FIVB's Approval

Athletes and their NOC representative must submit their uniforms that will be worn during the competition, warm-up training uniforms, and accessories (including: sun-visors, caps, hats, headbands, sunglasses, armbands, wristbands, bags, towels, watches, squeeze water bottles, warm-up training suits, therapeutic support braces, kinesiology medical tape and footwear, etc.) at the Preliminary Inquiry for FIVB's approval.

During the Preliminary Inquiry, the FIVB Control Committee will check all presented items as per the guidelines/ regulations set in this document.

After the Preliminary Inquiry, once uniforms and accessories have been checked and authorized by the FIVB Control Committee, and unless specifically authorised in writing by the FIVB, athletes are not allowed to modify their uniforms and accessories. Uniforms and accessories will also be checked by Tokyo 2020 Competition Management and the FIVB Control Committee at the warm-up courts and eventually before the Athletes entering into the field of play.

Duties of the Athletes

Athletes must wear the uniform approved by the FIVB and checked by the Control Committee at the Preliminary Inquiry and be properly dressed during matches, on the field of play, during warm-ups and during post-match interviews in the mixed zone. Athletes are requested to wear clean uniforms in the media / press area and during the awarding ceremony.

Warm-Up Sportswear and Cold Weather Uniforms

Upon request of athletes, the Technical Delegate may authorise them to play with warm-up sportswear (same colour and same fabric of the uniforms and tight fitting in exceptional weather conditions such as cold temperature below 15° C). The decision will be announced by the FIVB Game Jury for each match and communicated to the player at the warm-up courts and before their entering into the field of play. The same branding rules as per Bye-law to Rule 50 of the Olympic Charter will apply for such items.

The cold weather uniform shall be composed of a tight shirt with long or short sleeves and/or long or short length tight pants. This uniform must be tight to the body and consistent in style, length and colour for both athletes.

Women athletes may choose to either wear branded uniforms following the diagram of A LONG SLEEVE TOP and LONG SLEEVE PANTS (*Appendix-7 : Diagram 4*) or wear a tight cold weather uniform under (*Appendix-8 : Diagram 5, Option A & B*) the chosen uniform option free of any manufacturer logos or 3-letter country codes, or national / territory flags, or NOC logos, or Athlete's Name, or Athlete's Number.

11. INFRINGEMENT OF THE IOC RULE 50

Any identification of the Manufacturer (including, in particular, any usage of Exclusive Identifiers) infringing upon the IOC shall be removed or covered in accordance with the instructions given by representatives of the IOC, Tokyo 2020, FIVB to the athlete concerned.

12. DISQUALIFICATION AND SANCTION

Please refer to the IOC guidelines in relation to potential infringements.

13. OTHERS

Should a NOC/NF not be in a position to confirm a uniform supplier for their respective team (s), please address your concerns to the FIVB for its evaluation (without any commitment from FIVB's side).

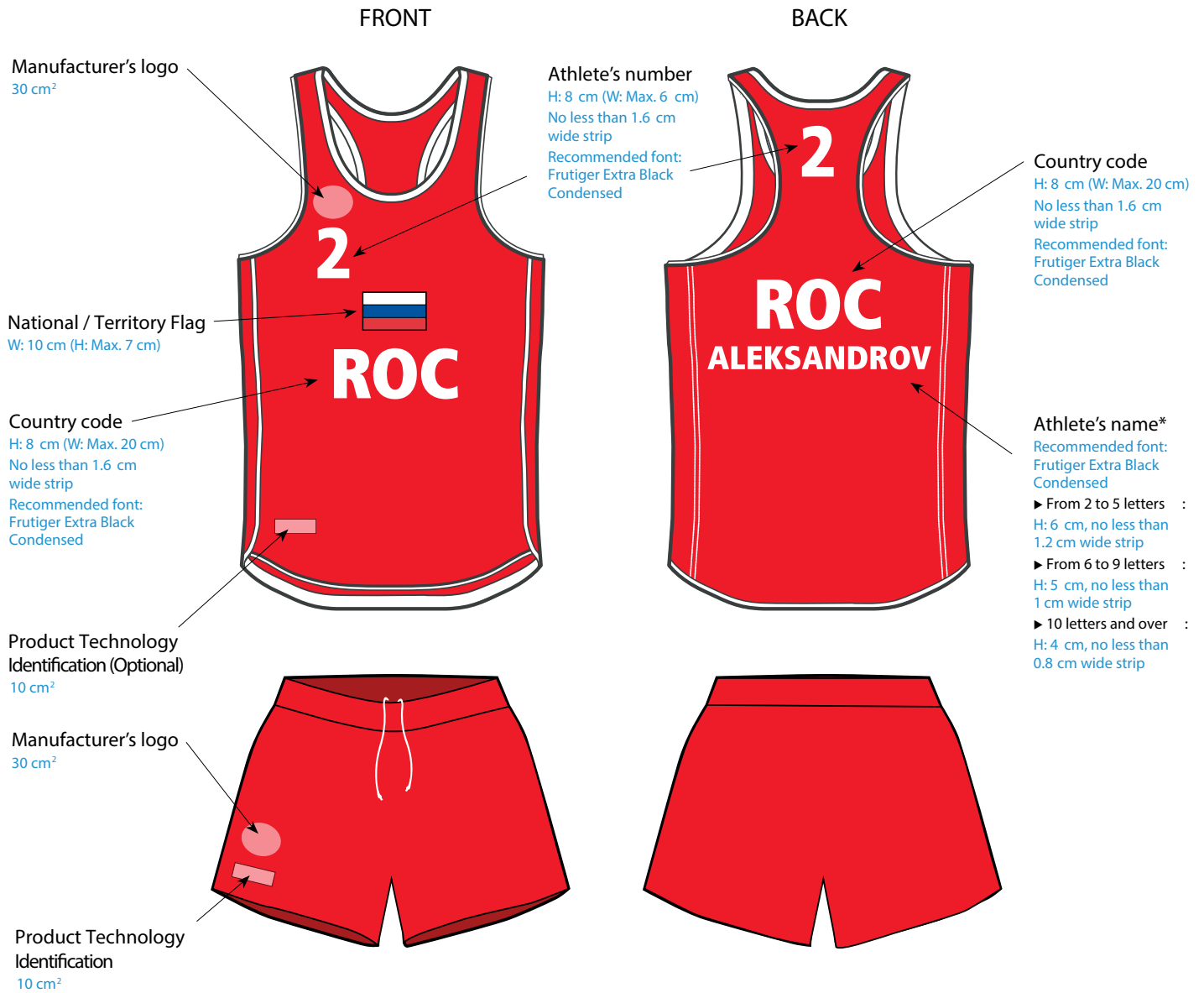
Notwithstanding the above, these Guidelines are to be used subject to the understanding that:

- (1) In case of contradictions between these Guidelines and Rule 50 of the Olympic Charter, the latter shall prevail;
- (2) The IOC Executive Board shall be the sole authority to finally determine whether the use of a name, designation, trademark, logo or any other distinctive sign complies with the Olympic Charter and these Guidelines; and
- (3) The IOC and FIVB reserves the right to further interpret and/or supplement these Guidelines in order to help ensure that the spirit and purposes of Rule 50 are respected.

APPENDIX

1. *Men Athletes' Uniform*
2. *Women Athletes' Uniform (Option 1 & Option 2)*
3. *Women Athletes' Uniform (Other Options : Diagram 1)*
4. *Women Athletes' Uniform (Other Options : Diagram 2)*
5. *Training and Warm-Up Suit*
6. *Men Athletes' Uniform (Cold Weather : Diagram 3)*
7. *Women Athletes' Uniform (Cold Weather : Diagram 4)*
8. *Women Athletes' Uniform (Cold Weather : Diagram 5 Option A & Option B)*
9. *Athletes' Accessories*
10. *Athletes' Accessories*

Men Athletes' Uniform




*Athlete's name samples (scale 1:10)

2 letters -> H: 6cm	YO
7 letters -> H: 5cm	CLAYTON
10 letters -> H: 4cm	ALEKSANDROV


If the Athlete's name does not fit, please reduce it proportionally leaving a lateral margin of 15 mm.

Women Athletes' Uniform

A Top and Briefs (Option 1)



A One Piece (Option 2)



* If this element does not fit, please reduce it proportionally leaving a margin of min. 10 mm all around it (isolation area).

Women Athletes' Uniform (Other options)

A Half Sleeve Top and Knee Length Pants (Diagram 1)



Women Athletes' Uniform (Other options)

No Sleeve Top and Shorts (Diagram 2)

FRONT



BACK



Top Length approx. 47 cm
(waist level)

Neck Line Depth (Front)
approx. 12 cm

Neck Line Depth (Back)
approx. 8 cm

Shoulder Width approx.
5-6 cm

Dimension of elements
Please refer to the
specifications provided on
Appendix-2 for 1-Piece Uniform

Manufacturer's logo
30 cm²



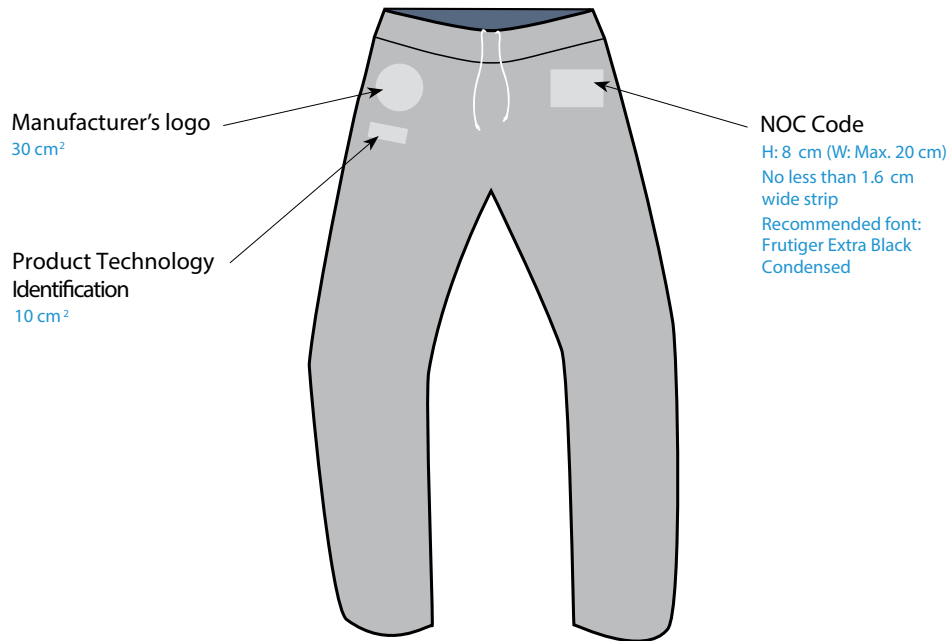
Shorts Total Length approx.
26-28 cm (from waistband)

Shorts Length approx.
26 cm above knee

Waistband Width approx.
6-7 cm

Product Technology
Identification
10 cm²

Training and Warm-Up Suit

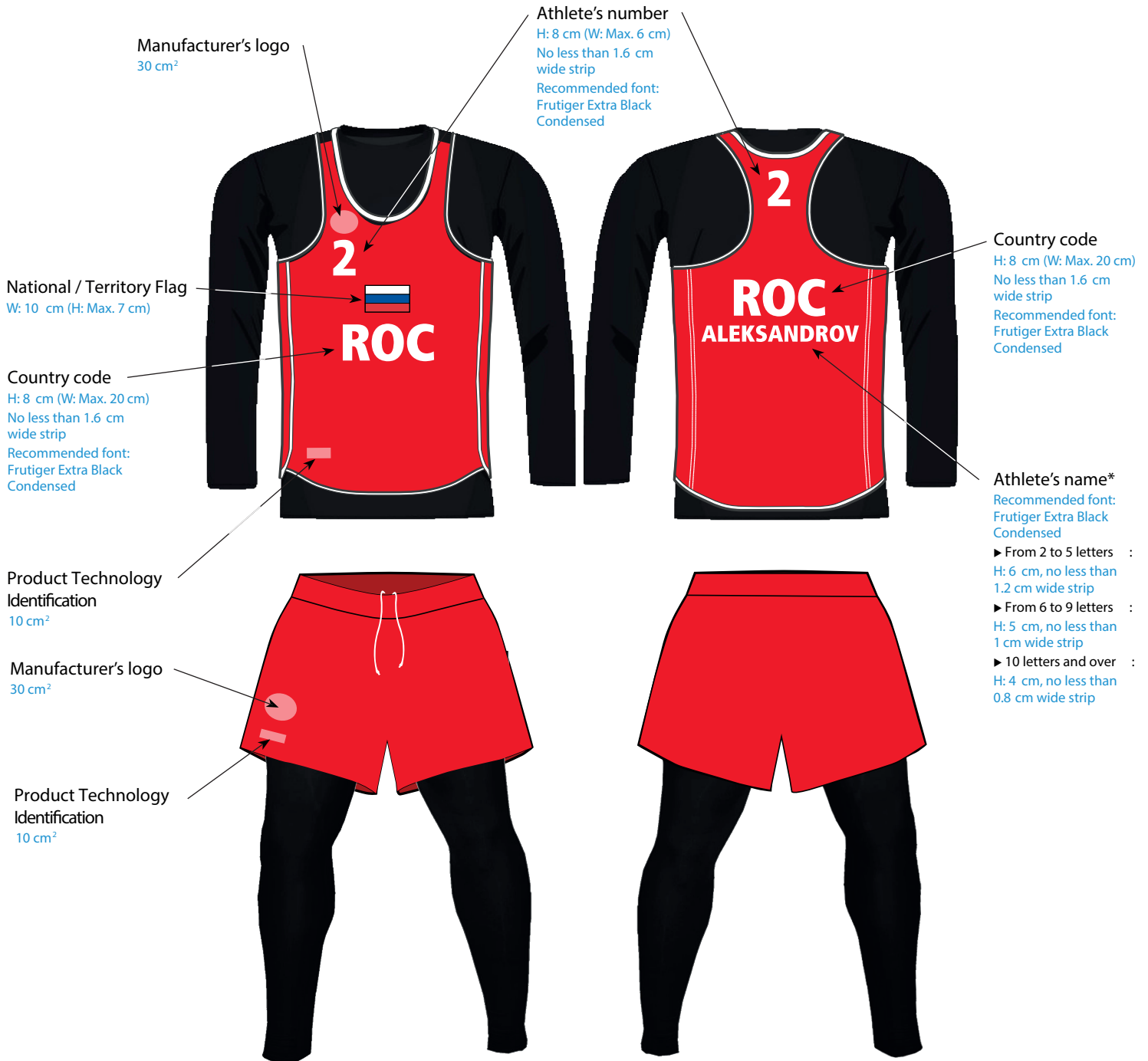


Men Athletes' Uniform (Cold Weather)

A Long Sleeve Top and Long Pants (Diagram 3)

FRONT

BACK




Women Athletes' Uniform (Cold Weather)

A Long Sleeve Top and Long Pants (Diagram 4)




Women Athletes' Uniform (Cold Weather)

A Long Sleeve Top and Briefs (Diagram 5 / Option A)

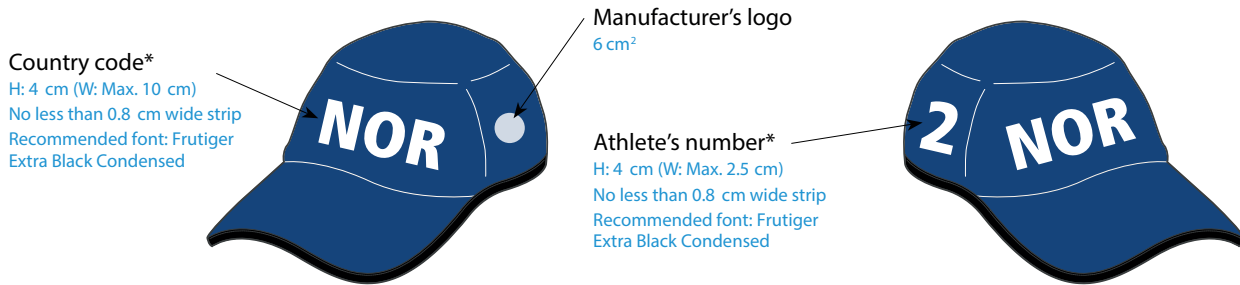


A Long Sleeve Top and Briefs (Diagram 5 / Option B)

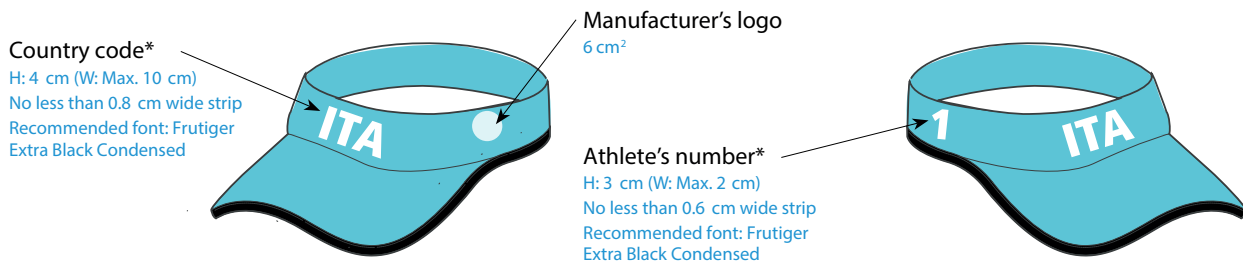


Athletes' Accessories

Headgear (Cap)



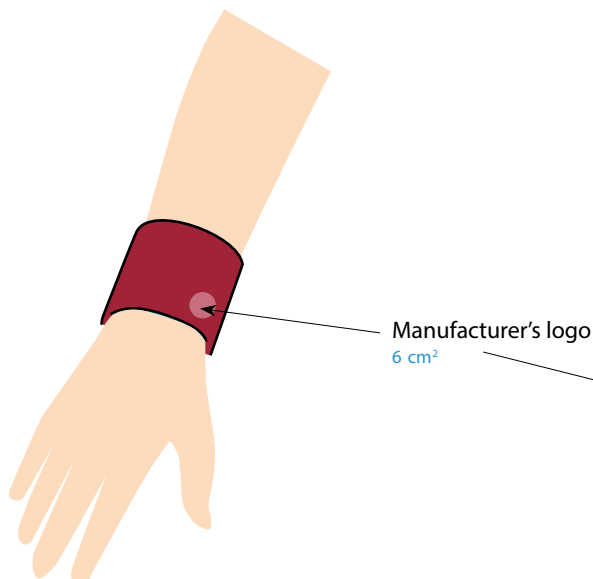
Headgear (Visor)



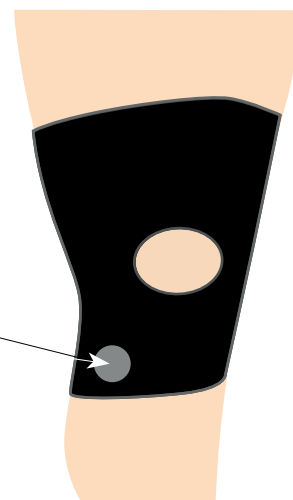
Headgear (Headband)



Wristband



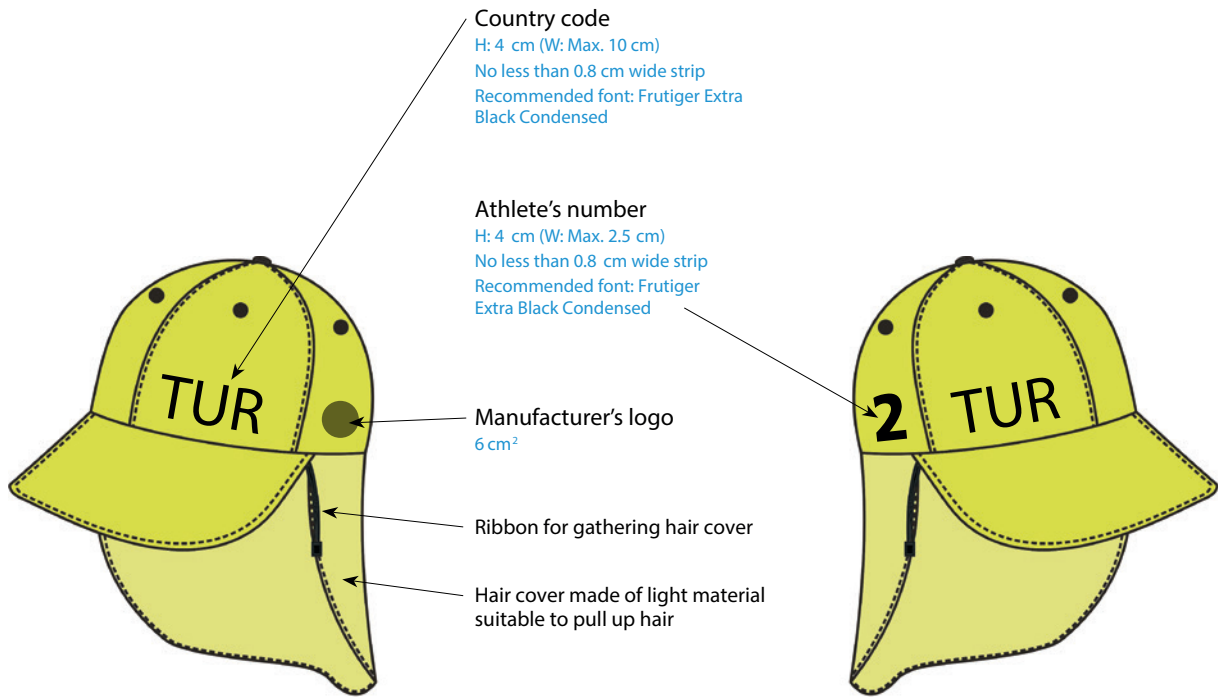
Knee Pad / Supporter



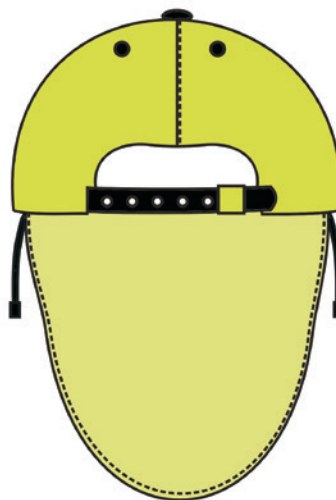
* If this element does not fit, please reduce it proportionally leaving a margin of min. 5 mm all around it (isolation area).

Athletes' Accessories

Headgear (Other option)



FRONT



BACK