



AFECAVOL Men's U21

P-3 Match players ranking




Match: 6 **Date:** 19/10/2022 **Spectators:** 100
City: Managua
Hall: Polideportivo Alexis Arguello
Match duration: **Start:** 18:00 **End:** 21:16 **Total:** 2:29

| Teams | Sets | 1 | 2 | 3 | 4 | 5 | Total |
|------------------|------|------|------|------|------|------|-------|
| GUA | 3 | 19 | 21 | 25 | 25 | 15 | 105 |
| CRC | 2 | 25 | 25 | 15 | 17 | 13 | 95 |
| Duration: | | 0:27 | 0:29 | 0:27 | 0:28 | 0:26 | 2:17 |




GUA • Guatemala



Attack

Limit: 15.00%

| Rk | No | Name | Pos. | Attacks | Faults | Shots | Total Attempts | Succ. % |
|-------------------|----|-------------------------------------|------|---------|--------|-------|----------------|---------|
| 1 | 1 | Gamboa Quiñonez Francisco Alexandro | OH | 14 | 4 | 11 | 29 | 48.28 |
| 2 | 6 | Lucero Perez Javier Alberto | OH | 17 | 6 | 18 | 41 | 41.46 |
| 3 | 7 | Perez Alvarado Jose Pablo | OP | 13 | 10 | 12 | 35 | 37.14 |
| - | 2 | Rivas Morales Adolfo Ariel | S | 1 | 1 | 0 | 2 | |
| - | 3 | Recinos Sandoval Roberto Carlos | OH | 0 | 1 | 1 | 2 | |
| - | 4 | Zavala Sical Yeferson Jose | MB | 6 | 0 | 10 | 16 | |
| - | 5 | Porres Garrido Jeffrey Alexander | S | 0 | 0 | 0 | 0 | |
| - | 10 | Mendoza Marroquin Omar Eduardo | OP | 0 | 0 | 0 | 0 | |
| - | 11 | Villatoro De Leon Pedro Miguel | OH | 0 | 0 | 0 | 0 | |
| - | 12 | Molina Zapeta Leonardo David | MB | 4 | 1 | 11 | 16 | |
| - | 13 | Ramos Espinoza German Jesus Eduardo | L | 0 | 0 | 0 | 0 | |
| - | 15 | Wandel Marroquin Theo | MB | 0 | 0 | 0 | 0 | |
| Total Team | | | | 55 | 23 | 63 | 141 | 39.01 |



Block

| Rk | No | Name | Pos. | Kill Blocks | Faults | Rebounds | Total Attempts | Avg. by set |
|-------------------|----|-------------------------------------|------|-------------|--------|----------|----------------|-------------|
| 1 | 1 | Gamboa Quiñonez Francisco Alexandro | OH | 1 | 1 | 4 | 6 | 0.20 |
| - | 2 | Rivas Morales Adolfo Ariel | S | 0 | 1 | 10 | 11 | |
| - | 3 | Recinos Sandoval Roberto Carlos | OH | 0 | 0 | 0 | 0 | |
| - | 4 | Zavala Sical Yeferson Jose | MB | 0 | 2 | 14 | 16 | |
| - | 5 | Porres Garrido Jeffrey Alexander | S | 0 | 0 | 0 | 0 | |
| - | 6 | Lucero Perez Javier Alberto | OH | 0 | 2 | 6 | 8 | |
| - | 7 | Perez Alvarado Jose Pablo | OP | 0 | 3 | 6 | 9 | |
| - | 10 | Mendoza Marroquin Omar Eduardo | OP | 0 | 0 | 0 | 0 | |
| - | 11 | Villatoro De Leon Pedro Miguel | OH | 0 | 0 | 0 | 0 | |
| - | 12 | Molina Zapeta Leonardo David | MB | 0 | 1 | 8 | 9 | |
| - | 13 | Ramos Espinoza German Jesus Eduardo | L | 0 | 0 | 0 | 0 | |
| - | 15 | Wandel Marroquin Theo | MB | 0 | 0 | 0 | 0 | |
| Total Team | | | | 1 | 10 | 48 | 59 | 0.20 |



Serve

| Rk | No | Name | Pos. | Aces | Faults | Serve Hits | Total Attempts | Avg. by set |
|-------------------|----|-------------------------------------|------|------|--------|------------|----------------|-------------|
| 1 | 7 | Perez Alvarado Jose Pablo | OP | 2 | 5 | 12 | 19 | 0.40 |
| 2 | 1 | Gamboa Quiñonez Francisco Alexandro | OH | 1 | 1 | 14 | 16 | 0.20 |
| | 6 | Lucero Perez Javier Alberto | OH | 1 | 5 | 9 | 15 | 0.20 |
| | 12 | Molina Zapeta Leonardo David | MB | 1 | 2 | 17 | 20 | 0.20 |
| - | 2 | Rivas Morales Adolfo Ariel | S | 0 | 0 | 17 | 17 | |
| - | 3 | Recinos Sandoval Roberto Carlos | OH | 0 | 0 | 2 | 2 | |
| - | 4 | Zavala Sical Yeferson Jose | MB | 0 | 0 | 14 | 14 | |
| - | 5 | Porres Garrido Jeffrey Alexander | S | 0 | 0 | 0 | 0 | |
| - | 10 | Mendoza Marroquin Omar Eduardo | OP | 0 | 0 | 0 | 0 | |
| - | 11 | Villatoro De Leon Pedro Miguel | OH | 0 | 0 | 0 | 0 | |
| - | 13 | Ramos Espinoza German Jesus Eduardo | L | 0 | 0 | 0 | 0 | |
| - | 15 | Wandel Marroquin Theo | MB | 0 | 0 | 0 | 0 | |
| Total Team | | | | 5 | 13 | 85 | 103 | 1.00 |








AFECAVOL Men's U21



P-3 Match players ranking

| Team | Total Team | 44 | 0 | 44 | | | | | | |
|---|---|-----------|-------------------------------------|-------------|-------------|---------------------|-------------------|-------------------------|-----------------------|--------------------|
|  <p>Dig</p> | Rk | No | Name | Pos. | Digs | Faults | Receptions | Total Attempts | Avg. by set | |
| | 1 | 13 | Ramos Espinoza German Jesus Eduardo | L | 9 | 9 | 18 | 36 | 1.80 | |
| | 2 | 4 | Zavala Sical Yeferson Jose | MB | 6 | 4 | 6 | 16 | 1.20 | |
| | | 7 | Perez Alvarado Jose Pablo | OP | 6 | 4 | 8 | 18 | 1.20 | |
| | 4 | 6 | Lucero Perez Javier Alberto | OH | 3 | 8 | 9 | 20 | 0.60 | |
| | 5 | 1 | Gamboa Quiñonez Francisco Alexandro | OH | 2 | 9 | 7 | 18 | 0.40 | |
| | | 2 | Rivas Morales Adolfo Ariel | S | 2 | 8 | 8 | 18 | 0.40 | |
| | | 3 | Recinos Sandoval Roberto Carlos | OH | 2 | 1 | 0 | 3 | 0.40 | |
| | | 12 | Molina Zapeta Leonardo David | MB | 2 | 2 | 5 | 9 | 0.40 | |
| | - | 5 | Porres Garrido Jeffrey Alexander | S | 0 | 0 | 0 | 0 | | |
| | - | 10 | Mendoza Marroquin Omar Eduardo | OP | 0 | 0 | 0 | 0 | | |
| | - | 11 | Villatoro De Leon Pedro Miguel | OH | 0 | 1 | 0 | 1 | | |
| | - | 15 | Wandel Marroquin Theo | MB | 0 | 0 | 0 | 0 | | |
| | Total Team | | | | | 32 | 46 | 61 | 139 | 6.40 |
| |  <p>Set</p> | Rk | No | Name | Pos. | Running Sets | Faults | Still Sets | Total Attempts | Avg. by set |
| 1 | | 2 | Rivas Morales Adolfo Ariel | S | 23 | 0 | 96 | 119 | 4.60 | |
| - | | 1 | Gamboa Quiñonez Francisco Alexandro | OH | 0 | 0 | 0 | 0 | | |
| - | | 3 | Recinos Sandoval Roberto Carlos | OH | 0 | 0 | 0 | 0 | | |
| - | | 4 | Zavala Sical Yeferson Jose | MB | 0 | 0 | 0 | 0 | | |
| - | | 5 | Porres Garrido Jeffrey Alexander | S | 0 | 0 | 0 | 0 | | |
| - | | 6 | Lucero Perez Javier Alberto | OH | 0 | 0 | 0 | 0 | | |
| - | | 7 | Perez Alvarado Jose Pablo | OP | 0 | 0 | 0 | 0 | | |
| - | | 10 | Mendoza Marroquin Omar Eduardo | OP | 0 | 0 | 0 | 0 | | |
| - | | 11 | Villatoro De Leon Pedro Miguel | OH | 0 | 0 | 0 | 0 | | |
| - | | 12 | Molina Zapeta Leonardo David | MB | 0 | 0 | 0 | 0 | | |
| - | | 13 | Ramos Espinoza German Jesus Eduardo | L | 0 | 0 | 0 | 0 | | |
| - | | 15 | Wandel Marroquin Theo | MB | 0 | 0 | 0 | 0 | | |
| Total Team | | | | | 23 | 0 | 96 | 119 | 4.60 | |
|  <p>Reception</p> <p>Limit: 20.00%</p> | | Rk | No | Name | Pos. | Excellents | Faults | Serve Receptions | Total Attempts | Eff. % |
| | 1 | 13 | Ramos Espinoza German Jesus Eduardo | L | 9 | 0 | 7 | 16 | 56.25 | |
| | 2 | 6 | Lucero Perez Javier Alberto | OH | 16 | 1 | 12 | 29 | 51.72 | |
| | 3 | 1 | Gamboa Quiñonez Francisco Alexandro | OH | 4 | 1 | 19 | 24 | 12.50 | |
| | - | 2 | Rivas Morales Adolfo Ariel | S | 0 | 0 | 0 | 0 | | |
| | - | 3 | Recinos Sandoval Roberto Carlos | OH | 2 | 1 | 3 | 6 | | |
| | - | 4 | Zavala Sical Yeferson Jose | MB | 0 | 0 | 1 | 1 | | |
| | - | 5 | Porres Garrido Jeffrey Alexander | S | 0 | 0 | 0 | 0 | | |
| | - | 7 | Perez Alvarado Jose Pablo | OP | 0 | 0 | 0 | 0 | | |
| | - | 10 | Mendoza Marroquin Omar Eduardo | OP | 0 | 0 | 0 | 0 | | |
| | - | 11 | Villatoro De Leon Pedro Miguel | OH | 0 | 0 | 1 | 1 | | |
| | - | 12 | Molina Zapeta Leonardo David | MB | 0 | 0 | 0 | 0 | | |
| | - | 15 | Wandel Marroquin Theo | MB | 0 | 0 | 0 | 0 | | |
| | Total Team | | | | | 31 | 3 | 43 | 77 | 36.36 |








AFECAVOL Men's U21

P-3 Match players ranking



 CRC • Costa Rica

| | | Rk | No | Name | Pos. | Attacks | Faults | Shots | Total Attempts | Succ. % |
|--|-------------------|----|--------------------------------|------|------|---------|--------|-------|----------------|---------|
|  <p>Attack</p> <p>Limit: 15.00%</p> | 1 | 3 | Mc Donald Smith Dowshel Jekeal | OH | 21 | 11 | 12 | 44 | 47.73 | |
| | 2 | 10 | Dennis Algulo Jenher Hubert | MB | 7 | 2 | 13 | 22 | 31.82 | |
| | 3 | 11 | Cerdas Badilla Johan | OH | 9 | 2 | 24 | 35 | 25.71 | |
| | - | 2 | Chavarria Vargas Alejandro | OP | 0 | 0 | 0 | 0 | | |
| | - | 4 | Segnini Mora Alessandro | MB | 3 | 1 | 3 | 7 | | |
| | - | 12 | Obando Ventura Gabriel | S | 0 | 0 | 0 | 0 | | |
| | - | 14 | Montoya Gutierrez Ronald | OH | 4 | 1 | 7 | 12 | | |
| | - | 17 | Chacon Ledezma Osvaldo | L | 0 | 0 | 0 | 0 | | |
| | - | 18 | Vanega Romero Jeremy Antonio | MB | 0 | 2 | 0 | 2 | | |
| | - | 20 | Calderon Chanto Juan Ignacio | S | 1 | 1 | 4 | 6 | | |
| | - | 22 | Ramírez Hernández Pablo José | OP | 0 | 0 | 0 | 0 | | |
| | - | 24 | Delgado Suárez Juan Diego | OH | 3 | 1 | 8 | 12 | | |
| | Total Team | | | | | | 48 | 21 | 71 | 140 |
|  <p>Block</p> | 1 | 3 | Mc Donald Smith Dowshel Jekeal | OH | 3 | 0 | 4 | 7 | 0.60 | |
| | | 4 | Segnini Mora Alessandro | MB | 3 | 0 | 9 | 12 | 0.60 | |
| | | 14 | Montoya Gutierrez Ronald | OH | 3 | 3 | 7 | 13 | 0.60 | |
| | | 20 | Calderon Chanto Juan Ignacio | S | 3 | 2 | 5 | 10 | 0.60 | |
| | 5 | 10 | Dennis Algulo Jenher Hubert | MB | 2 | 3 | 12 | 17 | 0.40 | |
| | 6 | 11 | Cerdas Badilla Johan | OH | 1 | 2 | 2 | 5 | 0.20 | |
| | - | 2 | Chavarria Vargas Alejandro | OP | 0 | 0 | 0 | 0 | | |
| | - | 12 | Obando Ventura Gabriel | S | 0 | 0 | 1 | 1 | | |
| | - | 17 | Chacon Ledezma Osvaldo | L | 0 | 0 | 0 | 0 | | |
| | - | 18 | Vanega Romero Jeremy Antonio | MB | 0 | 0 | 1 | 1 | | |
| | - | 22 | Ramírez Hernández Pablo José | OP | 0 | 0 | 2 | 2 | | |
| | - | 24 | Delgado Suárez Juan Diego | OH | 0 | 1 | 1 | 2 | | |
| | Total Team | | | | | | 15 | 11 | 44 | 70 |
|  <p>Serve</p> | 1 | 11 | Cerdas Badilla Johan | OH | 1 | 2 | 19 | 22 | 0.20 | |
| | | 20 | Calderon Chanto Juan Ignacio | S | 1 | 5 | 12 | 18 | 0.20 | |
| | - | 2 | Chavarria Vargas Alejandro | OP | 0 | 0 | 3 | 3 | | |
| | - | 3 | Mc Donald Smith Dowshel Jekeal | OH | 0 | 2 | 8 | 10 | | |
| | - | 4 | Segnini Mora Alessandro | MB | 0 | 2 | 9 | 11 | | |
| | - | 10 | Dennis Algulo Jenher Hubert | MB | 0 | 3 | 15 | 18 | | |
| | - | 12 | Obando Ventura Gabriel | S | 0 | 0 | 0 | 0 | | |
| | - | 14 | Montoya Gutierrez Ronald | OH | 0 | 4 | 5 | 9 | | |
| | - | 17 | Chacon Ledezma Osvaldo | L | 0 | 0 | 0 | 0 | | |
| | - | 18 | Vanega Romero Jeremy Antonio | MB | 0 | 0 | 0 | 0 | | |
| | - | 22 | Ramírez Hernández Pablo José | OP | 0 | 1 | 1 | 2 | | |
| | - | 24 | Delgado Suárez Juan Diego | OH | 0 | 0 | 3 | 3 | | |
| | Total Team | | | | | | 2 | 19 | 75 | 96 |
| Team | Total Team | | | | | 30 | 1 | | 31 | |





AFECAVOL Men's U21



P-3 Match players ranking

| Dig | Rk | No | Name | Pos. | Digs | Faults | Receptions | Total Attempts | Avg. by set |
|-------------------|----|------------------------------|--------------------------------|------|------|--------|------------|----------------|-------------|
| | 1 | 17 | Chacon Ledezma Osvaldo | L | 9 | 8 | 19 | 36 | 1.80 |
| | 2 | 3 | Mc Donald Smith Dowshel Jekeal | OH | 4 | 9 | 5 | 18 | 0.80 |
| | 3 | 14 | Montoya Gutierrez Ronald | OH | 3 | 7 | 7 | 17 | 0.60 |
| | 4 | 11 | Cerdas Badilla Johan | OH | 2 | 15 | 10 | 27 | 0.40 |
| | | 24 | Delgado Suárez Juan Diego | OH | 2 | 3 | 1 | 6 | 0.40 |
| | 6 | 10 | Dennis Algulo Jenher Hubert | MB | 1 | 1 | 2 | 4 | 0.20 |
| | | 20 | Calderon Chanto Juan Ignacio | S | 1 | 3 | 6 | 10 | 0.20 |
| | - | 2 | Chavarria Vargas Alejandro | OP | 0 | 1 | 0 | 1 | |
| | - | 4 | Segnini Mora Alessandro | MB | 0 | 1 | 0 | 1 | |
| - | 12 | Obando Ventura Gabriel | S | 0 | 0 | 2 | 2 | | |
| - | 18 | Vanega Romero Jeremy Antonio | MB | 0 | 0 | 0 | 0 | | |
| - | 22 | Ramírez Hernández Pablo José | OP | 0 | 0 | 3 | 3 | | |
| Total Team | | | | | 22 | 48 | 55 | 125 | 4.40 |

| Set | Rk | No | Name | Pos. | Running Sets | Faults | Still Sets | Total Attempts | Avg. by set |
|-------------------|----|------------------------------|--------------------------------|------|--------------|--------|------------|----------------|-------------|
| | 1 | 20 | Calderon Chanto Juan Ignacio | S | 8 | 0 | 95 | 103 | 1.60 |
| | - | 2 | Chavarria Vargas Alejandro | OP | 0 | 0 | 0 | 0 | |
| | - | 3 | Mc Donald Smith Dowshel Jekeal | OH | 0 | 0 | 0 | 0 | |
| | - | 4 | Segnini Mora Alessandro | MB | 0 | 0 | 0 | 0 | |
| | - | 10 | Dennis Algulo Jenher Hubert | MB | 0 | 0 | 0 | 0 | |
| | - | 11 | Cerdas Badilla Johan | OH | 0 | 0 | 0 | 0 | |
| | - | 12 | Obando Ventura Gabriel | S | 0 | 0 | 3 | 3 | |
| | - | 14 | Montoya Gutierrez Ronald | OH | 0 | 0 | 0 | 0 | |
| | - | 17 | Chacon Ledezma Osvaldo | L | 0 | 0 | 0 | 0 | |
| - | 18 | Vanega Romero Jeremy Antonio | MB | 0 | 0 | 0 | 0 | | |
| - | 22 | Ramírez Hernández Pablo José | OP | 0 | 0 | 0 | 0 | | |
| - | 24 | Delgado Suárez Juan Diego | OH | 0 | 0 | 0 | 0 | | |
| Total Team | | | | | 8 | 0 | 98 | 106 | 1.60 |

| Reception Limit: 20.00% | Rk | No | Name | Pos. | Excellents | Faults | Serve Receptions | Total Attempts | Eff. % |
|---|----|------------------------------|--------------------------------|------|------------|--------|------------------|----------------|--------|
| | 1 | 17 | Chacon Ledezma Osvaldo | L | 15 | 0 | 8 | 23 | 65.22 |
| | 2 | 3 | Mc Donald Smith Dowshel Jekeal | OH | 17 | 3 | 23 | 43 | 32.56 |
| | - | 2 | Chavarria Vargas Alejandro | OP | 2 | 0 | 0 | 2 | |
| | - | 4 | Segnini Mora Alessandro | MB | 0 | 0 | 0 | 0 | |
| | - | 10 | Dennis Algulo Jenher Hubert | MB | 0 | 0 | 0 | 0 | |
| | - | 11 | Cerdas Badilla Johan | OH | 9 | 2 | 5 | 16 | |
| | - | 12 | Obando Ventura Gabriel | S | 0 | 0 | 0 | 0 | |
| | - | 14 | Montoya Gutierrez Ronald | OH | 0 | 0 | 0 | 0 | |
| | - | 18 | Vanega Romero Jeremy Antonio | MB | 0 | 0 | 0 | 0 | |
| - | 20 | Calderon Chanto Juan Ignacio | S | 0 | 0 | 0 | 0 | | |
| - | 22 | Ramírez Hernández Pablo José | OP | 0 | 0 | 0 | 0 | | |
| - | 24 | Delgado Suárez Juan Diego | OH | 4 | 0 | 2 | 6 | | |
| Total Team | | | | | 47 | 5 | 38 | 90 | 46.67 |

