



**DECIMOCTAVO
CAMPEONATO
CENTROAMERICANO
SUB 21**



Bulletin No 8

Octubre, 6



Final Ranking

1.  Nicaragua
2.  Panama
3.  El Salvador
4.  Guatemala
5.  Costa Rica
6.  Honduras
7.  Belize

Individual Awards


Most Valuable Player

No 5 Jordan Carcache
Nicaragua



Best Scorer

No 12 Jefferson Cascante
Nicaragua



Best Spiker 1st

No 1 Francisco Gamboa
Guatemala




Best Spiker 2nd

No 8 Denzel Arboine
Panama



Best Blocker 1st

No 8 Diego Guidos
El Salvador



Best Blocker 2nd

No 20 Reyman Alfaro
Costa Rica




Best Setter

No 9 Ronny Cerda
Nicaragua



Best Opposite

No 19 Jose Carrillo
Guatemala



Best Server

No 4 Ernest Broaster
Belize



Best Libero

No 5 Jordan Carcache
Nicaragua



Best Digger

No 5 Jordan Carcache
Nicaragua



Best Receiver

No 5 Jordan Carcache
Nicaragua





AFECAVOL
ASOCIACION
DE FEDERACIONES
CENTROAMERICANAS
DE VOLEIBOL



Calendario y Formato de Competencia / Competition Format and Match Schedule

ROUND ROBIN													
No.	Date	Time	Teams		Set	Result per set (points)					POINTS	DURATION	
						1	2	3	4	5			
1	30-sep	15:00	GUATEMALA	vs	NICARAGUA	2-3	25-20	25-27	27-29	25-22	17-19	119-117	02:23
2	30-sep	17:00	HONDURAS	vs	BELIZE	3-1	21-25	25-16	25-22	25-22		96-85	02:51
3	30-sep	19:30	PANAMA	vs	EL SALVADOR	1-3	22-25	25-22	20-25	22-25		89-97	01:58
4	01-oct	15:00	BELIZE	vs	GUATEMALA	0-3	18-25	18-25	14-25			50-75	01:09
5	01-oct	17:00	NICARAGUA	vs	COSTA RICA	3-0	25-23	25-21	25-23			75-67	01:29
6	01-oct	19:30	EL SALVADOR	vs	HONDURAS	3-1	25-18	14-25	25-11	25-15		89-69	01:36
7	02-oct	15:00	COSTA RICA	vs	BELIZE	3-0	25-23	25-18	25-19			75-60	01:23
8	02-oct	17:00	HONDURAS	vs	PANAMA	0-3	21-25	20-25	23-25			64-75	01:23
9	02-oct	19:30	GUATEMALA	vs	EL SALVADOR	3-0	25-18	25-22	25-21			75-61	01:14
10	03-oct	15:00	BELIZE	vs	PANAMA	0-3	17-25	11-25	23-25			51-75	01:19
11	03-oct	17:00	NICARAGUA	vs	HONDURAS	3-0	25-20	25-17	25-22			75-59	01:18
12	03-oct	19:30	COSTA RICA	vs	GUATEMALA	3-0	25-17	25-11	25-22			75-50	01:16
13	04-oct	15:00	PANAMA	vs	NICARAGUA	1-3	17-25	25-20	19-25	22-25		83-95	01:53
14	04-oct	17:00	HONDURAS	vs	COSTA RICA	1-3	18-25	11-25	26-24	13-25		68-99	01:49
15	04-oct	19:30	EL SALVADOR	vs	BELIZE	3-0	25-20	25-15	25-17			75-52	01:11
16	05-oct	15:00	COSTA RICA	vs	PANAMA	0-3	23-25	19-25	21-25			63-75	01:36
17	05-oct	17:00	GUATEMALA	vs	HONDURAS	3-1	25-18	22-25	25-23	25-19		97-85	01:50
18	05-oct	19:30	NICARAGUA	vs	EL SALVADOR	3-0	25-20	25-14	25-16			75-50	01:20
19	06-oct	15:00	PANAMA	vs	GUATEMALA	3-2	25-23	25-21	18-25	18-25	15-13	101-107	02:19
20	06-oct	17:00	BELIZE	vs	NICARAGUA	0-3	22-25	13-25	14-25			49-75	01:09
21	06-oct	19:30	EL SALVADOR	vs	COSTA RICA	3-0	25-17	25-18	25-21			75-56	01:23

MATCHES RESULTS

Round Robin

No	Date	Teams	Set	Result per set (points)					Total Points	Duration	Spectators
				1	2	3	4	5			
1	30-Sep-2019	GUA - NCA	2-3	25-20	25-27	27-29	25-22	17-19	119-117	2:23	50
2	30-Sep-2019	HON - BIZ	3-1	21-25	25-16	25-22	25-22		96-85	2:51	200
3	30-Sep-2019	PAN - ESA	1-3	22-25	25-22	20-25	22-25		89-97	1:58	300
4	01-Oct-2019	BIZ - GUA	0-3	18-25	18-25	14-25			50-75	1:09	50
5	01-Oct-2019	NCA - CRC	3-0	25-23	25-21	25-23			75-67	1:29	100
6	01-Oct-2019	ESA - HON	3-1	25-18	14-25	25-11	25-15		89-69	1:36	200
7	02-Oct-2019	CRC - BIZ	3-0	25-23	25-18	25-19			75-60	1:23	100
8	02-Oct-2019	HON - PAN	0-3	21-25	20-25	23-25			64-75	1:23	150
9	02-Oct-2019	GUA - ESA	3-0	25-18	25-22	25-21			75-61	1:14	250
10	03-Oct-2019	BIZ - PAN	0-3	17-25	11-25	23-25			51-75	1:19	50
11	03-Oct-2019	NCA - HON	3-0	25-20	25-17	25-22			75-59	1:18	100
12	03-Oct-2019	CRC - GUA	3-0	25-17	25-11	25-22			75-50	1:16	100
13	04-Oct-2019	PAN - NCA	1-3	17-25	25-20	19-25	22-25		83-95	1:53	75
14	04-Oct-2019	HON - CRC	1-3	18-25	11-25	26-24	13-25		68-99	1:49	150
15	04-Oct-2019	ESA - BIZ	3-0	25-20	25-15	25-17			75-52	1:11	300
16	05-Oct-2019	CRC - PAN	0-3	23-25	19-25	21-25			63-75	1:36	75
17	05-Oct-2019	GUA - HON	3-1	25-18	22-25	25-23	25-19		97-85	1:50	150
18	05-Oct-2019	NCA - ESA	3-0	25-20	25-14	25-16			75-50	1:20	350
19	06-Oct-2019	PAN - GUA	3-2	25-23	25-21	18-25	18-25	15-13	101-107	2:19	75
20	06-Oct-2019	BIZ - NCA	0-3	22-25	13-25	14-25			49-75	1:09	200
21	06-Oct-2019	ESA - CRC	3-0	25-17	25-18	25-21			75-56	1:23	400

TEAM RANKING

Round Robin

Rk	Code	Team	Matches				Pts	Results details						Sets			Points		
			W	L	T			3-0	3-1	3-2	2-3	1-3	0-3	W	L	Ratio	W	L	Ratio
1	NCA	Nicaragua	6	0	6	27	4	1	1	0	0	0	18	3	6.000	512	427	1.199	
2	PAN	Panama	4	2	6	20	3	0	1	0	2	0	14	8	1.750	498	477	1.044	
3	ESA	El Salvador	4	2	6	18	2	2	0	0	0	2	12	8	1.500	447	416	1.074	
4	GUA	Guatemala	3	3	6	18	2	1	0	2	0	1	13	10	1.300	523	489	1.069	
5	CRC	Costa Rica	3	3	6	14	2	1	0	0	0	3	9	10	0.900	435	403	1.079	
6	HON	Honduras	1	5	6	7	0	1	0	0	3	2	6	16	0.375	441	520	0.848	
7	BIZ	Belize	0	6	6	1	0	0	0	0	1	5	1	18	0.055	347	471	0.736	



XVIII U 21 Central American Championship



P-2 Match result
Round Robin

Match: 19 **Date:** 06/10/2019 **Spectators:** 75
City: San Salvador
Hall: Gimnasio FESAVOL
Match duration: **Start:** 15:00 **End:** 17:19 **Total:** 2:19

Teams	Sets	1	2	3	4	5	Total
PAN	3	25	25	18	18	15	101
GUA	2	23	21	25	25	13	107
	Duration:	0:29	0:27	0:28	0:26	0:17	2:07

Referees: Izquierdo, Maria (NCA) & Rivas, Hector (ESA)

PAN - Panama															
No	Name	Pos.	Line-up					Points by set					T.		
			1	2	3	4	5	1	2	3	4	5			
2	SANTOS	OP	11												
3	STAPF	S	5	5	11	11									
4	Ortega	WS		11	5	1				2				2	
5	Andrade	OP	4	5	4	5	5	1	2	2	3	8			
6	Nieto	OP	15	15	14		14								
7	VASQUEZ (C)	WS	2	1	2	4	1	4	6	4	2	4	20		
8	ARBOINE	WS	5	4	5	4	4	6	4	8	6	4	28		
9	ATENCIO	MB													
11	FLORES	S	1	2	1	2	2								
12	Ureña (L)	L	L	L	L	L	L								
14	Melendez	MB	3	3	3	3	3	4	4	2	1	11			
15	NG	MB	6	6	6	6	6	1	3	2	2	10			

Coach: Javier Orlando Polo Gutierrez
Assistant: Medina Barrera Eduardo

GUA - Guatemala													
No	Name	Pos.	Line-up					Points by set					T.
			1	2	3	4	5	1	2	3	4	5	
1	Gamboa	WS	3	2				2	1			3	
2	Rivas	S											
4	Ortega	WS		1	3	2	2	3	3	4	3	13	
6	Caballeros	WS	11	11	11		11						
7	Alvarado (L)	L	L	L	L	L	L						
8	Ralon	S	2	1	2	1	1						
9	Zuñiga	WS	1										
11	Gonzalez	MB	1	6	1	6	6	2	2	1	2	7	
12	Isma (C)	WS	6	5	6	5	5	5	5	2	3	15	
15	Hernández	MB	4	3	4	3	3	1	1	3	2	7	
18	Molina	WS											
19	Carrillo	OP	5	4	5	4	4	7	6	7	4	29	

Coach: Reider Lucas Mora
Assistant: Castañeda Maldonado Luis Fernando

TEAMS AND PLAYERS PERFORMANCES

Won Points	Total Atts	No	Name	Scoring Skills	Won Points	Total Atts	No	Name
63	180	Total Team		Spike	65	176	Total Team	
26	59	8	ARBOINE		19	59	19	Carrillo
17	44	7	VASQUEZ		12	41	12	Isma
7	14	15	NG		4	26	4	Ortega
11	85	Total Team		Block	6	64	Total Team	
3	15	5	Andrade		2	25	15	Hernández
3	18	15	NG		2	16	19	Carrillo
2	20	14	Melendez		1	5	12	Isma
5	100	Total Team		Serve	3	108	Total Team	
2	18	14	Melendez		1	15	4	Ortega
2	15	7	VASQUEZ		1	14	12	Isma
1	17	8	ARBOINE		1	14	19	Carrillo
22		Total Team		Opp. error	33		Total Team	
101	365	Total Team			Total	107	348	Total Team
				Best scorers				
28	84	8	ARBOINE		29	89	19	Carrillo
20	69	7	VASQUEZ		15	60	12	Isma
11	66	14	Melendez	13	44	4	Ortega	

n Starting line-up with position Atts = Attempts (C) = Captain MB = Middle blocker S = Setter
o Substitute with shirt number Opp. = Opponent (L) / L = Libero OP = Opposite spiker WS = Wing spiker





VIII U 21 Central American Championship



P-2 Match result

Round Robin

Match: 20 **Date:** 06/10/2019 **Spectators:** 200
City: San Salvador
Hall: Gimnasio FESAVOL
Match duration: **Start:** 18:00 **End:** 19:09 **Total:** 1:09

Teams	Sets	1	2	3	4	5	Total
BIZ	0	22	13	14			49
NCA	3	25	25	25			75
	Duration:	0:22	0:20	0:21			1:03

Referees: Chevez, Celina (ESA) & Palacios, Pedro (GUA)

BIZ - Belize														
No	Name	Pos.	Line-up					Points by set					T.	
			1	2	3	4	5	1	2	3	4	5		
2	Lucario (L)	L												
3	Cortez	S	2	1										
4	Broaster	WS	6	5	6		4	3	5				12	
5	Dawson	OP		14	3			2	1				3	
6	Garbutt	WS	3				1						1	
7	Creary	MB		3				1					1	
9	Benguiche	WS	5				1						1	
11	Taylor	MB		12	4			1					1	
12	Castillo	MB	1	6	1		3	2	1				6	
13	Ingram	OP	4	4	5		2	2	2				6	
14	Bennett	WS	9	2										
16	Arnold (C)	S		3	2									

Coach: Albert Humes
Assistant:

NCA - Nicaragua														
No	Name	Pos.	Line-up					Points by set					T.	
			1	2	3	4	5	1	2	3	4	5		
1	GALO	MB	6								1			1
2	MORALES	WS		1	6						4	1		5
3	Calero (C)	S	1		6									
4	Baltodano	WS	2	3						4	2			6
5	Carcache (L)	L												
6	ZAMORA	OP	7	5	4					4	1			5
7	OPORTA	WS	4											
8	GOMEZ	MB	3	4	3					1	3	3		7
9	Cerda	S	1	2	1					1	2			3
10	Sandoval	WS		4	2						1			1
11	CERNA	WS		6	12									
12	Cascante	MB	5	6	5					3	5	9		17

Coach: Jorge Mena Moraga
Assistant: Escorcía Estrada Benito

TEAMS AND PLAYERS PERFORMANCES

Won Points	Total Atts	No Name	Scoring Skills	Won Points	Total Atts	No Name
27	88	Total Team		35	80	Total Team
11	38	4 Broaster	Spike	13	36	12 Cascante
6	7	12 Castillo		6	13	4 Baltodano
6	15	13 Ingram		6	7	8 GOMEZ
3	35	Total Team	Block	5	30	Total Team
1	4	9 Benguiche		2	6	9 Cerda
1	2	11 Taylor		2	11	2 MORALES
1	4	7 Creary	1	3	12 Cascante	
1	49	Total Team	Serve	5	74	Total Team
1	8	4 Broaster		3	15	12 Cascante
0	5	12 Castillo		1	18	8 GOMEZ
0	3	11 Taylor	1	6	2 MORALES	
18		Total Team	Opp. error	30		Total Team
49	172	Total Team		Total	75	184
			Best scorers			
12	49	4 Broaster		17	54	12 Cascante
6	23	12 Castillo		7	28	8 GOMEZ
6	24	13 Ingram	6	22	4 Baltodano	

n Starting line-up with position Atts = Attempts (C) = Captain MB = Middle blocker S = Setter
o Substitute with shirt number Opp. = Opponent (L) / L = Libero OP = Opposite spiker WS = Wing spiker





XVIII U 21 Central American Championship



P-2 Match result

Round Robin

Match: 21 **Date:** 06/10/2019 **Spectators:** 400
City: San Salvador
Hall: Gimnasio FESAVOL
Match duration: **Start:** 19:48 **End:** 21:11 **Total:** 1:23

Teams	Sets	1	2	3	4	5	Total
ESA	3	25	25	25			75
CRC	0	17	18	21			56
Duration:		0:23	0:26	0:28			1:17

Referees: McField, Anthony (BIZ) & Barahona, Maria (HON)

ESA - El Salvador															
No	Name	Pos.	Line-up					Points by set					T.		
			1	2	3	4	5	1	2	3	4	5			
1	Gomez	S													
2	Rivera (L)	L													
3	Galvez	OP	5	4	5			1	2					3	
5	Mira	MB													
6	Bolaños	WS	6	5	6			4	3	2					9
7	Alejandro	WS	3	2	3			10	2	4					16
8	Guidos (C)	MB	1	6	1			2	4	7					13
9	Ceron (L)	L	L	L	L										
10	Rivas	WS													
11	Hunter	WS										21			
16	Polanco	S	2	1	2					1				1	
19	Cano	OP													
21	Mayora	MB	4	3	4			1	2	5					8
22	Maltez	MB													

Coach: Guillermo Alexander Polanco Rodas
Assistant: Hernandez Melgar Francisco Leonel

CRC - Costa Rica															
No	Name	Pos.	Line-up					Points by set					T.		
			1	2	3	4	5	1	2	3	4	5			
1	R. Luna	S	1	2	8			1	2					3	
2	D. Smith	WS	5	3	2			4	3	4					11
5	K. Vargas (L)	L	L	L	L										
6	D. Calvo	S			1	1				1				1	
8	J. Guzmán	OP	4	5	4				1	2				3	
9	Smith	OP													
10	K. Araya	OP				6				1				1	
11	J. Arrieta (C)	MB	3	1	6				1	2				3	
12	K. Bonilla	WS													
14	F. Torres	WS	2	6	5			3	4	3				10	
18	Y. Jimenez	MB													
20	R. Alfaro	MB	6	4	3				1	3				4	

Coach: Sergio Araya Yockchen
Assistant: Alvarado Quesada Juan Leonardo

TEAMS AND PLAYERS PERFORMANCES

Won Points	Total Atts	No	Name	Scoring Skills	Won Points	Total Atts	No	Name
36	102	Total Team		Spike	30	110	Total Team	
13	39	7	Alejandro		10	42	2	D. Smith
7	9	21	Mayora		9	27	14	F. Torres
7	27	8	Guidos		3	20	8	J. Guzmán
11	43	Total Team		Block	3	47	Total Team	
6	15	8	Guidos		1	4	6	D. Calvo
2	6	6	Bolaños		1	4	14	F. Torres
1	1	7	Alejandro	1	12	20	R. Alfaro	
3	73	Total Team		Serve	3	58	Total Team	
2	12	7	Alejandro		1	10	20	R. Alfaro
1	8	6	Bolaños		1	11	2	D. Smith
0	0	10	Rivas	1	5	1	R. Luna	
25		Total Team		Opp. error	20		Total Team	
75	218	Total Team			Total	56	215	Total Team
16	52	7	Alejandro	Best scorers	11	56	2	D. Smith
13	52	8	Guidos		10	41	14	F. Torres
9	28	6	Bolaños		4	29	20	R. Alfaro

n Starting line-up with position Atts = Attempts (C) = Captain MB = Middle blocker S = Setter
 o Substitute with shirt number Opp. = Opponent (L) / L = Libero OP = Opposite spiker WS = Wing spiker





XVIII U 21 Central American Championship



P-5 Players ranking by skills

All matches



Best Scorers

Rk	No	Name	Pos.	Team	Spike	Block	Serve	Total
1	12	Cascante Herrera Jefferson De Jesus	MB	NCA	89	7	7	103
2	8	Guidos Barrera Diego Alejandro	MB	ESA	73	26	2	101
3	8	Arboine Cerrud Denzel Jahel	WS	PAN	92	4	4	100
4	4	Broaster Ernest	WS	BIZ	71	4	14	89
5	19	Carrillo Valiente Jose Rodrigo	OP	GUA	73	10	4	87
6	18	Herrera Rodriguez Kevin	WS	HON	71	5	1	77
7	7	Vasquez Saucedo Jose Daniel	WS	PAN	63	9	4	76
8	2	Mc Donald Smith Dowshel Jekeal	WS	CRC	60	7	7	74
9	1	Gamboa Quiñonez Francisco Alexandro	WS	GUA	58	6	5	69
10	7	Navarro Mendez Diego Alejandro	WS	ESA	53	2	10	65
11	14	Torres Fernández Fabian José	WS	CRC	59	1	3	63
12	3	Lobo Moran Alejandro	OP	HON	37	18	1	56
13	15	Hernández de León Jason Omar	MB	GUA	38	13	3	54
14	8	Gomez Mejía Gerald Lennin	MB	NCA	41	8	3	52
15	4	Lozano Steven	WS	NCA	50	0	0	50
14	Melendez Sandoval Joseph Louis	MB	PAN	38	9	3	50	
17	7	Oporta Lenon Jackley	WS	NCA	40	9	0	49
18	9	Escoto Archaga Allan	WS	HON	38	3	5	46
19	15	Ng He David	MB	PAN	25	16	4	45
20	21	Mayora Lopez Rodrigo Armando	MB	ESA	30	6	3	39
21	13	Ingram Kaelen	OP	BIZ	34	3	1	38
22	9	Zuñiga Cámara José Francisco	WS	GUA	34	1	0	35
23	20	ALFARO ARIAS REYMAN	MB	CRC	13	17	3	33
9	Cerda Ronny	S	NCA	21	10	2	33	
25	14	Bennett Xander	WS	BIZ	27	2	2	31
26	12	Ismalej Ixpata David Aimar	WS	GUA	26	1	2	29
27	9	Smith Smith Deykel Steven	OP	CRC	23	2	2	27
11	Gonzalez Alvarez Mario Salomon	MB	GUA	15	10	2	27	
10	Sandoval Bravo Marcial	WS	NCA	23	4	0	27	
5	Andrade Becerra Daniel Eduardo	OP	PAN	19	8	0	27	
31	6	Garcia Cardona Gabriel	OP	HON	8	14	4	26
32	11	Arrieta Arce Juan Diego	MB	CRC	16	8	0	24
6	Bolaños Castro Eduardo Ernesto	WS	ESA	16	4	4	24	
34	1	Luna Martínez Ronald	S	CRC	9	5	7	21
35	11	Taylor Gavin	MB	BIZ	8	8	4	20
4	Ortega Ivan Augusto	WS	PAN	16	3	1	20	
37	3	Galvez Mejia Luis Oswaldo	OP	ESA	12	4	3	19
4	Hoil Ortega Kevin Carlos	WS	GUA	16	1	2	19	
39	5	Dawson Ethan	OP	BIZ	16	1	1	18
40	10	Rivas Vasquez Carlos Eduardo	WS	ESA	15	1	1	17
12	Aguirre Zambrano Rodrigo	MB	HON	5	9	3	17	
42	12	Castillo Kerwin	MB	BIZ	10	5	0	15
43	7	Creary Joel	MB	BIZ	8	5	0	13
8	Ralon Bolaños Daniel Alejandro	S	GUA	1	8	4	13	
45	8	GUZMAN OROZCO JEFFERSON	OP	CRC	12	0	0	12
46	10	Araya Montoya Kendal	OP	CRC	3	8	0	11
23	Orellana Godoy Antonio	MB	HON	5	5	1	11	
2	Santos Montenegro Rommy Radys	OP	PAN	9	2	0	11	
49	13	Arriola Benedith David	S	HON	7	2	1	10
50	16	Polanco Roque Immer Eduardo	S	ESA	4	3	2	9
Total tournament					1,574	342	147	2,063



P-5 Players ranking by skills

All matches



Best Spikers

Limit: 15.00%

Rk	No	Name	Pos.	Team	Spikes	Faults	Shots	Total Attempts	Succ. %
1	1	Gamboa Quiñonez Francisco Alexandro	WS	GUA	58	27	53	138	42.03
2	8	Arboine Cerrud Denzel Jahel	WS	PAN	92	26	104	222	41.44
3	12	Cascante Herrera Jefferson De Jesus	MB	NCA	89	39	87	215	41.40
4	19	Carrillo Valiente Jose Rodrigo	OP	GUA	73	26	88	187	39.04
5	18	Herrera Rodriguez Kevin	WS	HON	71	25	89	185	38.38
6	8	Guidos Barrera Diego Alejandro	MB	ESA	73	27	91	191	38.22
7	14	Torres Fernández Fabian José	WS	CRC	59	15	82	156	37.82
8	7	Navarro Mendez Diego Alejandro	WS	ESA	53	22	69	144	36.81
9	7	Vasquez Saucedo Jose Daniel	WS	PAN	63	29	84	176	35.80
10	7	Oporta Lenon Jackley	WS	NCA	40	17	59	116	34.48
Total tournament					1,574	703	2,380	4,657	33.80



Best Blockers

Rk	No	Name	Pos.	Team	Kill Blocks	Faults	Rebounds	Total Attempts	Avg. by set
1	8	Guidos Barrera Diego Alejandro	MB	ESA	26	23	30	79	1.30
2	20	ALFARO ARIAS REYMAN	MB	CRC	17	24	46	87	0.89
3	3	Lobo Moran Alejandro	OP	HON	18	18	18	54	0.82
4	15	Ng He David	MB	PAN	16	33	42	91	0.73
5	6	Garcia Cardona Gabriel	OP	HON	14	21	28	63	0.64
6	15	Hernández de León Jason Omar	MB	GUA	13	23	44	80	0.57
7	9	Cerda Ronny	S	NCA	10	22	29	61	0.48
8	11	Gonzalez Alvarez Mario Salomon	MB	GUA	10	15	23	48	0.43
	19	Carrillo Valiente Jose Rodrigo	OP	GUA	10	28	23	61	0.43
10	7	Oporta Lenon Jackley	WS	NCA	9	14	29	52	0.43
Total tournament					342	668	1,043	2,053	2.34



Best Servers

Rk	No	Name	Pos.	Team	Aces	Faults	Serve Hits	Total Attempts	Avg. by set
1	4	Broaster Ernest	WS	BIZ	14	20	24	58	0.74
2	7	Navarro Mendez Diego Alejandro	WS	ESA	10	13	45	68	0.50
3	1	Luna Martínez Ronald	S	CRC	7	6	60	73	0.37
	2	Mc Donald Smith Dowshel Jekeal	WS	CRC	7	7	54	68	0.37
5	12	Cascante Herrera Jefferson De Jesus	MB	NCA	7	5	83	95	0.33
6	9	Escoto Archaga Allan	WS	HON	5	9	57	71	0.23
7	1	Gamboa Quiñonez Francisco Alexandro	WS	GUA	5	9	64	78	0.22
8	11	Taylor Gavin	MB	BIZ	4	14	27	45	0.21
9	6	Bolaños Castro Eduardo Ernesto	WS	ESA	4	4	26	34	0.20
10	6	Garcia Cardona Gabriel	OP	HON	4	12	39	55	0.18
Total tournament					147	361	2,693	3,201	1.01

P-5 Players ranking by skills

All matches



Best Diggers

Rk	No	Name	Pos.	Team	Digs	Faults	Receptions	Total Attempts	Avg. by set
1	5	Carcache Aguilar Jordan	L	NCA	84	43	105	232	4.00
2	12	Ureña Duarte CESAR ENRRIQUE	L	PAN	49	34	98	181	2.23
3	5	VARGAS ARIK KEREM	L	CRC	40	35	88	163	2.11
4	10	Meza Cerrato Owen	L	HON	41	41	102	184	1.86
5	7	Alvarado Amperez Angel Alexander	L	GUA	33	41	100	174	1.43
6	9	Ceron Ruiz Diego Alejandro	L	ESA	28	21	73	122	1.40
7	7	Navarro Mendez Diego Alejandro	WS	ESA	23	26	41	90	1.15
8	8	Guidos Barrera Diego Alejandro	MB	ESA	22	23	71	116	1.10
9	12	Cascante Herrera Jefferson De Jesus	MB	NCA	23	20	71	114	1.10
10	14	Torres Fernández Fabian José	WS	CRC	18	31	35	84	0.95
Total tournament					617	1,165	2,258	4,040	4.23



Best Setters

Rk	No	Name	Pos.	Team	Running Sets	Faults	Still Sets	Total Attempts	Avg. by set
1	9	Cerda Ronny	S	NCA	112	6	460	578	5.33
2	8	Ralon Bolaños Daniel Alejandro	S	GUA	97	7	437	541	4.22
3	11	Flores Govea Christian Adrian	S	PAN	68	8	334	410	3.09
4	16	Polanco Roque Immer Eduardo	S	ESA	54	6	345	405	2.70
5	16	Arnold Ryan	S	BIZ	49	12	333	394	2.58
6	13	Arriola Benedith David	S	HON	40	9	244	293	1.82
7	1	Luna Martínez Ronald	S	CRC	34	5	315	354	1.79
8	8	Banegas Aguirre Gabriel	S	HON	23	4	244	271	1.05
9	3	Stapf Candanedo Daniel Arturo	S	PAN	22	8	172	202	1.00
10	6	Fernández Calvo Derek	S	CRC	17	3	134	154	0.89
Total tournament					536	83	3,242	3,861	3.67



Best Receivers

Limit: 20.00%

Rk	No	Name	Pos.	Team	Excellents	Faults	Serve Receptions	Total Attempts	Eff. %
1	5	Carcache Aguilar Jordan	L	NCA	77	4	61	142	51.41
2	7	Navarro Mendez Diego Alejandro	WS	ESA	58	7	72	137	37.23
3	12	Ureña Duarte CESAR ENRRIQUE	L	PAN	79	5	125	209	35.41
4	12	Cascante Herrera Jefferson De Jesus	MB	NCA	59	2	136	197	28.93
5	10	Meza Cerrato Owen	L	HON	49	10	96	155	25.16
6	7	Alvarado Amperez Angel Alexander	L	GUA	39	8	95	142	21.83
7	9	Ceron Ruiz Diego Alejandro	L	ESA	26	9	44	79	21.52
8	14	Torres Fernández Fabian José	WS	CRC	28	5	77	110	20.91
9	2	Mc Donald Smith Dowshel Jekeal	WS	CRC	23	3	77	103	19.42
10	18	Herrera Rodriguez Kevin	WS	HON	31	8	86	125	18.40
Total tournament					777	199	1,854	2,830	20.42



Best Liberos

Rk	No	Name	Pos.	Team	Excellents	Faults	In Play	Total Attempts	Avg. by set
1	5	Carcache Aguilar Jordan	L	NCA	161	47	166	374	7.67
2	12	Ureña Duarte CESAR ENRRIQUE	L	PAN	128	39	223	390	5.82
3	10	Meza Cerrato Owen	L	HON	90	51	198	339	4.09
4	5	VARGAS ARIK KEREM	L	CRC	71	47	161	279	3.74
5	7	Alvarado Amperez Angel Alexander	L	GUA	72	49	195	316	3.13
6	9	Ceron Ruiz Diego Alejandro	L	ESA	54	30	117	201	2.70
7	2	Lucario Tyrell	L	BIZ	42	58	171	271	2.21
8	2	Rivera Ramirez Diego Fernando	L	ESA	11	12	11	34	0.55
Total tournament					629	333	1,242	2,204	4.31



XVIII U 21 Central American Championship



P-6 Teams ranking by skills

All matches



Best Scorers

Rk	Team	Spike	Block	Serve	Total
1	GUA Guatemala	263	51	24	338
2	PAN Panama	266	51	18	335
3	NCA Nicaragua	276	44	14	334
4	CRC Costa Rica	206	55	23	284
5	ESA El Salvador	205	48	27	280
6	HON Honduras	183	63	18	264
7	BIZ Belize	175	30	23	228
Total tournament		1,574	342	147	2,063



Best Spikers

Limit: 15.00%

Rk	Team	Spikes	Faults	Shots	Total Attempts	Succ. %
1	NCA Nicaragua	276	107	355	738	37.40
2	GUA Guatemala	263	107	338	708	37.15
3	PAN Panama	266	112	371	749	35.51
4	CRC Costa Rica	206	76	334	616	33.44
5	BIZ Belize	175	117	243	535	32.71
6	ESA El Salvador	205	81	344	630	32.54
7	HON Honduras	183	103	395	681	26.87
Total tournament		1,574	703	2,380	4,657	33.80



Best Blockers

Rk	Team	Kill Blocks	Faults	Rebounds	Total Attempts	Avg. by set
1	CRC Costa Rica	55	90	154	299	2.89
2	HON Honduras	63	113	153	329	2.86
3	ESA El Salvador	48	86	148	282	2.40
4	PAN Panama	51	110	180	341	2.32
5	GUA Guatemala	51	108	136	295	2.22
6	NCA Nicaragua	44	99	169	312	2.10
7	BIZ Belize	30	62	103	195	1.58
Total tournament		342	668	1,043	2,053	2.34



P-6 Teams ranking by skills

All matches



Best Servers

Rk	Team	Aces	Faults	Serve Hits	Total Attempts	Avg. by set
1	ESA El Salvador	27	63	354	444	1.35
2	BIZ Belize	23	78	253	354	1.21
	CRC Costa Rica	23	45	370	438	1.21
4	GUA Guatemala	24	43	452	519	1.04
5	HON Honduras	18	53	376	447	0.82
	PAN Panama	18	44	432	494	0.82
7	NCA Nicaragua	14	35	456	505	0.67
Total tournament		147	361	2,693	3,201	1.01



Best Diggers

Rk	Team	Digs	Faults	Receptions	Total Attempts	Avg. by set
1	NCA Nicaragua	142	158	343	643	6.76
2	PAN Panama	108	174	350	632	4.91
3	CRC Costa Rica	88	161	290	539	4.63
4	ESA El Salvador	88	141	340	569	4.40
5	GUA Guatemala	80	193	392	665	3.48
6	HON Honduras	73	190	301	564	3.32
7	BIZ Belize	38	148	242	428	2.00
Total tournament		617	1,165	2,258	4,040	4.23



Best Setters

Rk	Team	Running Sets	Faults	Still Sets	Total Attempts	Avg. by set
1	NCA Nicaragua	115	9	475	599	5.48
2	GUA Guatemala	99	7	466	572	4.30
3	PAN Panama	90	17	518	625	4.09
4	ESA El Salvador	62	13	438	513	3.10
5	BIZ Belize	56	15	387	458	2.95
6	HON Honduras	63	14	495	572	2.86
7	CRC Costa Rica	51	8	463	522	2.68
Total tournament		536	83	3,242	3,861	3.67

P-6 Teams ranking by skills

All matches



Best Receivers

Limit: 20.00%

Rk	Team	Excellents	Faults	Serve Receptions	Total Attempts	Eff. %
1	NCA Nicaragua	147	12	224	383	35.25
2	ESA El Salvador	125	30	204	359	26.46
3	PAN Panama	124	18	291	433	24.48
4	CRC Costa Rica	91	21	248	360	19.44
5	GUA Guatemala	94	27	304	425	15.76
6	HON Honduras	107	44	303	454	13.88
7	BIZ Belize	89	47	280	416	10.10
Total tournament		777	199	1,854	2,830	20.42



Best Liberos

Rk	Team	Excellents	Faults	In Play	Total Attempts	Avg. by set
1	NCA Nicaragua	161	47	166	374	7.67
2	PAN Panama	128	39	223	390	5.82
3	HON Honduras	90	51	198	339	4.09
4	CRC Costa Rica	71	47	161	279	3.74
5	ESA El Salvador	65	42	128	235	3.25
6	GUA Guatemala	72	49	195	316	3.13
7	BIZ Belize	42	58	171	271	2.21
Total tournament		629	333	1,242	2,204	4.31

Nicaragua crowned undefeated AFECAVOL U21 Champions



SAN SALVADOR, El Salvador, October 6, 2019.- Nicaragua beat Belize 3-0 (25-22, 25-13, 25-14) to be crowned undefeated Champions of the eighteenth AFECAVOL U21 Central American Championship in San Salvador, El Salvador.

Nicaragua finished the tournament with 6-0 win-loss record and 27 points winning their second gold medal in a row of an overall three gold medals (2003, 2017, 2019).

Panamá put an end of an eighteen year drought of not reaching the AFECAVOL U21 podium, winning the silver medal in five dramatic sets 3-2 (25-23, 25-21, 18-25, 18-25, 15-13) over Guatemala. The last time they won a medal was during the ninth edition in 2001 when they crowned champions here in El Salvador.

El Salvador captured the bronze medal in front of their fans defeating Costa Rica in three sets 3-0 (25-17, 25-18, 25-21).

Final Standing: 1. Nicaragua; 2. Panamá; 3. El Salvador; 4. Guatemala; 5. Costa Rica; 6. Honduras; 7. Belize.

Individual Awards:

MVP Jordan Carcache, Nicaragua

1st Best Outside Hitter Francisco Gamboa, Guatemala

2nd Best Outside Hitter Denzel Arboine, Panamá

1st Best Blocker Diego Guidos, El Salvador

2nd Best Blocker Reyman Alfador, El Salvador

Best Setter Rony Cerda, Nicaragua

Best Opposite José Rodrigo Carrillo, Guatemala

Best Libero Jordan Carcache, Nicaragua

Best Digger Jordan Carcache, Nicaragua

Best Receiver Jordan Carcache, Nicaragua

Best Scorer Jefferson Cascante, Nicaragua

Best Server Ernest Broaster, Belize



Panama 3, Guatemala 2

Panama beat Guatemala in five dramatic sets 3-2 (25-23, 25-21, 18-25, 18-25, 15-13) winning the silver medal. Panama put an end of an eighteen year drought of not reaching the AFECVOL U21 podium; the last time they won a medal was during the ninth edition in 2001 when they crowned champions here in El Salvador. Panama held a 65-63 advantage in attacks, 11-6 in blocks and 5-3 in aces. Guatemala committed fewer errors (22-33). Panama's Denzel Arboine scored 28 points including 26 kills and one ace, Jose Daniel Vasquez contributed with 20 points including 17 kills and 2 aces, joined by Joseph Melendez with 11 points. Jose Rodrigo Carrillo of Guatemala topped all hitter with 29 points on 26 kills, 2 blocks and one ace; David Ismalej and Kevin Hoil tallied 16 and 13 points respectively.

Nicaragua 3, Belice 0

Nicaragua beat Belize 3-0 (25-22, 25-13, 25-14) to be crowned undefeated Champions. Nicaragua finished the tournament with 6-0 win-loss record and 27 points winning their second gold medal in a row of an overall three gold medals (2003, 2017, 2019). Nicaragua topped Belize with 35-27 advantage in attacks, 5-3 in blocks and 5-1 in aces, while scoring on 30 opponent errors against 18. From Nicaragua, middle blocker Jefferson Cascante scored 17 points on 13 kills, one block and 3 aces. Ernest Broaster led Belize with 12 points on 11 kills and one ace.

El Salvador 3, Costa Rica 0

El Salvador claimed the bronze medal in front of their fans defeating Costa Rica in three sets 3-0 (25-17, 25-18, 25-21). El Salvador closed the competition with 4-2 record and a total of 18 ranking points, behind Panama (4-2) with same record but 20 points. On the other hand, Costa Rica finished in fifth place of the event with 3-3 record and 14 points, behind Guatemala (3-3) with 18 points. The hosts managed control from the beginning, ending with 36-30 advantage in attacks and a sizeable 11-3 in blocks. Both teams scored 3 points on serves. El Salvador committed 20 errors and Costa Rica 25. Diego Navarro scored 16 points in El Salvador's victory, on 13 attacks, one block and two aces; Diego Guidos added 13 points on 7 attacks and 6 blocks. On Costa Rica's side, Dowshel Mc Donald and Fabián Torres led with 11 and 10 points accordingly.



AFECVOL
ASOCIACION
DE FEDERACIONES
CENTROAMERICANAS
DE VOLEIBOL



**DECIMOCTAVO
CAMPEONATO
CENTROAMERICANO
SUB 21**



Nicaragua se coronó Campeón invicto de AFECVOL U21



SAN SALVADOR, El Salvador, 6 de octubre de 2019.- Nicaragua derrotó a Belice 3-0 (25-22, 25-13, 25-14) coronándose campeón invicto del decimoctavo Campeonato Centroamericano Sub-21 Masculino de AFECVOL en San Salvador, El Salvador.

Nicaragua finaliza el torneo con record 6-0 en juegos ganados y 27 puntos ganando su segunda medalla de oro consecutiva para un total de tres oros (2003, 2017, 2019).

Panamá puso fin a una sequía de dieciocho años de no alcanzar el podio de AFECVOL U21 ganando la medalla de plata derrotando a Guatemala en cinco sets dramáticos 3-2 (25-23, 25-21, 18-25, 18-25, 15-13). La última vez que Panamá ganó una medalla fue cuando se coronó campeón de la novena edición en 2001 acá en El Salvador.

El Salvador conquistó la medalla de bronce en frente a su público derrotando a Costa Rica en tres sets 3-0 (25-17, 25-18, 25-21).

Posiciones Finales: 1. Nicaragua; 2. Panamá; 3. El Salvador; 4. Guatemala; 5. Costa Rica; 6. Honduras; 7. Belice.

Premios Individuales

MVP Jordan Carcache, Nicaragua

1st Mejor Atacante Francisco Gamboa, Guatemala

2nd Mejor Atacante Denzel Arboine, Panama

1st Mejor Bloqueo Diego Guidos, El Salvador

2nd Mejor Bloqueo Reyman Alfador, El Salvador

Mejor Acomodador Rony Cerda, Nicaragua

Mejor Opuesto José Rodrigo Carrillo, Guatemala

Mejor Libero Jordan Carcache, Nicaragua

Mejor Defensa Jordan Carcache, Nicaragua

Mejor Recepción Jordan Carcache, Nicaragua

Máximo Anotador Jefferson Cascante, Nicaragua

Mejor Servicio Ernest Broaster, Belize



Panamá 3, Guatemala 2

Panamá derrotó a Guatemala en cinco sets dramáticos 3-2 (25-23, 25-21, 18-25, 18-25, 15-13) ganando la medalla de plata. Panamá puso fin a una sequía de dieciocho años de no alcanzar el podio de AFECVOL U21; la última vez que Panamá ganó una medalla fue cuando se coronó campeón de la novena edición en 2001 acá en El Salvador. Panamá sostuvo una ventaja de 65-63 en ataques, 11-6 en bloqueos y 5-3 en puntos de servicio. Guatemala cometió menos errores (22-33). El panameño Denzel Arboine anotó 28 puntos incluyendo 26 ataques y un ace, José Daniel Vasquez contribuyó con 20 puntos incluyendo 17 ataques y 2 aces, acompañado por Joseph Meléndez con 11 puntos. José Rodrigo Carrillo de Guatemala fue el máximo anotador con 29 puntos a través de 26 ataques, 2 bloqueos y un ace; David Ismalej y Kevin Hoil anotaron 16 y 13 unidades respectivamente.

Nicaragua 3, Belice 0

Nicaragua derrotó a Belice 3-0 (25-22, 25-13, 25-14) coronándose campeón invicto. Nicaragua finaliza el torneo con record 6-0 en juegos ganados y 27 puntos ganando su segunda medalla de oro consecutiva para un total de tres oros (2003, 2017, 2019). Nicaragua se impuso a Belice con una ventaja de 35-27 en ataques, 5-3 en bloqueos y 5-1 en aces, y anotó 30 puntos por errores contra 18. De Nicaragua, el central Jefferson Cascante anotó 17 puntos a través de 13 ataques, un bloqueo y 3 aces. Ernest Broaster lideró a Belice con 12 puntos a través de 11 ataques y un punto de servicio.

El Salvador 3, Costa Rica 0

El Salvador conquistó la medalla de bronce en frente a su público derrotando a Costa Rica en tres sets 3-0 (25-17, 25-18, 25-21). El Salvador cerró su participación con un record de 4-2 y un total de 18 puntos de ranking, detrás de Panamá (4-2) con el mismo record pero con 20 puntos. Por su parte Costa Rica se conformó con el quinto lugar del evento con record 3-3 y 14 puntos, por debajo de Guatemala (3-3) que sumó 18 puntos. Los anfitriones tomaron el control de las acciones desde el inicio, finalizando con ventaja 36-30 en ataques y un amplio margen de 11-3 en bloqueos. Ambos equipos anotaron 3 puntos de saque. El Salvador cometió 20 errores y Costa Rica 25. Diego Navarro anotó 16 puntos en el triunfo salvadoreño, a través de 13 ataques, un bloqueo y dos aces; Diego Guidos aportó 13 puntos con 7 ataques y 6 bloqueos. Por Costa Rica, Dowshel Mc Donald y Fabián Torres encabezaron con 11 y 10 puntos respectivamente.