



AFECVOL
ASOCIACION
DE FEDERACIONES
CENTROAMERICANAS
DE VOLEIBOL



Bulletin No 6

September 20, 2018



IV Campeonato Centroamericana de Voleibol

Sub 23 Masculino

Guatemala

14 - 23 septiembre 2018



Calendario de Entrenamiento / Trainer Schedule



| | HORA | G. Teodoro Palacios | HORA | G. 7 de Diciembre |
|---------------|-------|---------------------|-------|-------------------|
| 21 Sep | 7:30 | CRC | 7:30 | BIZ |
| | 9:30 | PAN | 9:30 | NCA |
| | 10:30 | GUA | 10:30 | HON |
| | | | 12:00 | ESA |
| 22 Sep | 7:30 | BIZ | 7:30 | ESA |
| | 9:30 | NCA | 9:30 | HON |
| | 10:30 | CRC | 10:30 | GUA |



P-4 VOLLEYBALL • Collated results & ranking



IV Campeonato Centroamericano Sub 23 Masculino
Results of Thursday, 20' 20e 'September' 20e '2018

MATCH RESULTS

FINAL

| No | Date | Teams | Set | Result per set (points) | | | | | Total Points | Time | Spectators |
|----|------------|-----------|-----|-------------------------|-------|-------|-------|-------|--------------|------|------------|
| | | | | 1 | 2 | 3 | 4 | 5 | | | |
| 1 | 16/09/2018 | PAN - ESA | 3-0 | 25-19 | 25-22 | 25-19 | | | 75- 60 | 1:28 | 75 |
| 2 | 16/09/2018 | CRC - HON | 0-3 | 21-25 | 17-25 | 23-25 | | | 61- 75 | 1:22 | 125 |
| 3 | 16/09/2018 | BIZ - NCA | 0-3 | 16-25 | 23-25 | 19-25 | | | 58- 75 | 1:25 | 100 |
| 4 | 17/09/2018 | ESA - CRC | 0-3 | 23-25 | 18-25 | 18-25 | | | 59- 75 | 1:22 | 75 |
| 5 | 17/09/2018 | HON - BIZ | 3-1 | 25-20 | 25-22 | 21-25 | 25-20 | | 96- 87 | 1:45 | 100 |
| 6 | 17/09/2018 | GUA - PAN | 3-0 | 25-21 | 25-15 | 25-18 | | | 75- 54 | 1:22 | 250 |
| 7 | 18/09/2018 | NCA - CRC | 3-2 | 25-15 | 21-25 | 24-26 | 26-24 | 15-12 | 111-102 | 2:23 | 100 |
| 8 | 18/09/2018 | HON - PAN | 1-3 | 19-25 | 16-25 | 25-22 | 22-25 | | 82- 97 | 1:55 | 125 |
| 9 | 18/09/2018 | ESA - GUA | 0-3 | 12-25 | 14-25 | 14-25 | | | 40- 75 | 1:10 | 300 |
| 10 | 19/09/2018 | PAN - CRC | 0-3 | 17-25 | 19-25 | 23-25 | | | 59- 75 | 1:26 | 75 |
| 11 | 19/09/2018 | ESA - NCA | 0-3 | 17-25 | 19-25 | 19-25 | | | 55- 75 | 1:22 | 100 |
| 12 | 19/09/2018 | GUA - BIZ | 3-0 | 25-18 | 25-13 | 25-13 | | | 75- 44 | 1:11 | 175 |
| 13 | 20/09/2018 | HON - ESA | 2-3 | 25-19 | 25-19 | 19-25 | 25-27 | 11-15 | 105-105 | 2:09 | 75 |
| 14 | 20/09/2018 | BIZ - PAN | 1-3 | 25-18 | 20-25 | 22-25 | 22-25 | | 89- 93 | 1:55 | 175 |
| 15 | 20/09/2018 | NCA - GUA | 0-3 | 24-26 | 19-25 | 10-25 | | | 53- 76 | 1:22 | 350 |
| 16 | 21/09/2018 | CRC - BIZ | | | | | | | | | |
| 17 | 21/09/2018 | PAN - NCA | | | | | | | | | |
| 18 | 21/09/2018 | GUA - HON | | | | | | | | | |
| 19 | 22/09/2018 | BIZ - ESA | | | | | | | | | |
| 20 | 22/09/2018 | NCA - HON | | | | | | | | | |
| 21 | 22/09/2018 | CRC - GUA | | | | | | | | | |

TEAM RANKING

FINAL

| Rk | Code | Team | Matches | | | | Results Details | | | | | | Points | | | Sets | | |
|----|------|-------------|---------|---|---|---|-----------------|-----|-----|-----|-----|-----|--------|-----|-------|------|----|-------|
| | | | Pts | T | W | L | 3-0 | 3-1 | 3-2 | 2-3 | 1-3 | 0-3 | W | L | Ratio | W | L | Ratio |
| 1 | GUA | Guatemala | 20 | 4 | 4 | 0 | 4 | 0 | 0 | 0 | 0 | 0 | 301 | 191 | 1.576 | 12 | 0 | MAX |
| 2 | NCA | Nicaragua | 13 | 4 | 3 | 1 | 2 | 0 | 1 | 0 | 0 | 1 | 314 | 291 | 1.079 | 9 | 5 | 1.800 |
| 3 | PAN | Panama | 13 | 5 | 3 | 2 | 1 | 2 | 0 | 0 | 0 | 2 | 378 | 381 | 0.992 | 9 | 8 | 1.125 |
| 4 | CRC | Costa Rica | 12 | 4 | 2 | 2 | 2 | 0 | 0 | 1 | 0 | 1 | 313 | 304 | 1.030 | 8 | 6 | 1.333 |
| 5 | HON | Honduras | 12 | 4 | 2 | 2 | 1 | 1 | 0 | 1 | 1 | 0 | 358 | 350 | 1.023 | 9 | 7 | 1.286 |
| 6 | ESA | El Salvador | 3 | 5 | 1 | 4 | 0 | 0 | 1 | 0 | 0 | 4 | 319 | 405 | 0.788 | 3 | 14 | 0.214 |
| 7 | BIZ | Belize | 2 | 4 | 0 | 4 | 0 | 0 | 0 | 0 | 2 | 2 | 278 | 339 | 0.820 | 2 | 12 | 0.167 |





P-2 VOLLEYBALL • Match result



IV Campeonato Centroamericano Sub 23 Masculino FINAL

Match: 13 **Date:** 20/09/2018 **Spectators:** 75
City: Guatemala
Hall: Teodoro Palacios Flores
Match duration: **Start:** 15:00 **End:** 17:09 **Total:** 2:09

| Teams | Sets | 1 | 2 | 3 | 4 | 5 | Total |
|---------------------|------|------|------|------|------|------|-------|
| HON | 2 | 25 | 25 | 19 | 25 | 11 | 105 |
| ESA | 3 | 19 | 19 | 25 | 27 | 15 | 105 |
| Set duration | | 0:20 | 0:23 | 0:26 | 0:30 | 0:18 | 1:57 |

Referees: Izquierdo, María (NCA) & McField, Anthony (BIZ)

| HON • Honduras | | | | | | | ESA • El Salvador | | | | | | |
|----------------|---|---|---|---|---|-----|-------------------|---|---|---|---|---|-----|
| | 1 | 2 | 3 | 4 | 5 | Pts | | 1 | 2 | 3 | 4 | 5 | Pts |
| 2 | ■ | ■ | ■ | ■ | ■ | 4 | 1 | □ | ■ | □ | □ | | |
| 5 | | | | □ | | 1 | 3 | ■ | ■ | ■ | ■ | ■ | 18 |
| 6 | | | | | □ | | 5 | L | L | L | L | L | |
| 7 | L | L | L | L | L | | 7 | ■ | ■ | ■ | ■ | ■ | 16 |
| 8 | ■ | ■ | ■ | ■ | ■ | 13 | 8 | ■ | □ | ■ | ■ | ■ | 1 |
| 9 | ■ | ■ | ■ | ■ | ■ | 16 | 9 | ■ | ■ | ■ | ■ | ■ | 12 |
| 10 | ■ | ■ | ■ | ■ | ■ | 6 | 11 | ■ | ■ | □ | | | 1 |
| 13 | ■ | ■ | ■ | ■ | ■ | 13 | 12 | | □ | ■ | ■ | ■ | 10 |
| 14 | ■ | ■ | ■ | ■ | ■ | 10 | 14 | | | | □ | □ | |
| 16 | | | | | | | 15 | □ | ■ | | | | 1 |
| 17 | | | | | | | 16 | L | L | L | L | L | |
| 19 | | | | | | | 21 | ■ | □ | ■ | ■ | ■ | 8 |

Coach: Leon, Juan (CUB)
Assistant: Castillo, Alejandro (HON)

Coach: Alabi, Feridth (ESA)
Assistant: Galdamez, Juan (ESA)

TEAMS AND PLAYERS PERFORMANCES

| Won Pts | Total Atts | No Name | Scoring Skills | Won Pts | Total Atts | No Name |
|-----------|------------|------------------------|--------------------|-----------|------------|-----------------------|
| 53 | 156 | Total Team | | 53 | 168 | Total Team |
| 15 | 35 | 9 Duran Arturo (OH) | Spike | 16 | 57 | 3 Palma Josue (OH) |
| 12 | 23 | 8 Reyes Irvin (MB) | | 11 | 18 | 7 Platero Manuel (MB) |
| 8 | 71 | Total Team | Block | 14 | 59 | Total Team |
| 4 | 21 | 10 Bulnes William (MB) | | 5 | 14 | 7 Platero Manuel (MB) |
| 1 | 1 | 5 Godoy Alex (OP) | | 3 | 7 | 9 Ramos Eduardo (MB) |
| 2 | 105 | Total Team | Serve | 0 | 105 | Total Team |
| 1 | 21 | 2 Avila Alejandro (S) | | | | |
| 1 | 15 | 13 Menjivar Juan (OP) | Opp. error | 38 | | Total Team |
| 42 | | Total Team | Total | 105 | 332 | Total Team |
| 105 | 332 | Total Team | | | | |
| 16 | 65 | 9 Duran Arturo (OH) | Best Scorer | 18 | 83 | 3 Palma Josue (OH) |
| Excellent | Total Atts | No Name | Non scoring Skills | Excellent | Total Atts | No Name |
| 24 | 117 | Total Team | | 23 | 125 | Total Team |
| 11 | 38 | 7 Ortiz Hector (L) | Dig | 6 | 17 | 3 Palma Josue (OH) |
| 4 | 19 | 9 Duran Arturo (OH) | | 5 | 14 | 21 Moran Bill (OH) |
| 21 | 131 | Total Team | Set | 31 | 154 | Total Team |
| 21 | 122 | 2 Avila Alejandro (S) | | 27 | 108 | 8 Vargas Cristian (S) |
| 36 | 94 | Total Team | Reception | 48 | 94 | Total Team |
| 16 | 48 | 14 Espinal Jose (OH) | Success - Faults | 17 | 29 | 3 Palma Josue (OH) |
| 8 | 27 | 9 Duran Arturo (OH) | # Attempts | 25 | 47 | 5 Parada Javier (L) |

■ Starting line-up Pts = Points scored [nn] = Captain
□ Substitute Atts = Attempts L = Libero
Opp = Opponent





P-2 VOLLEYBALL • Match result



IV Campeonato Centroamericano Sub 23 Masculino FINAL

Match: 14 **Date:** 20/09/2018 **Spectators:** 175
City: Guatemala
Hall: Teodoro Palacios Flores
Match duration: **Start:** 17:45 **End:** 19:40 **Total:** 1:55

| Teams | Sets | 1 | 2 | 3 | 4 | 5 | Total |
|---------------------|----------|------|------|------|------|---|-------|
| BIZ | 1 | 25 | 20 | 22 | 22 | | 89 |
| PAN | 3 | 18 | 25 | 25 | 25 | | 93 |
| Set duration | | 0:25 | 0:26 | 0:27 | 0:28 | | 1:46 |

Referees: Morataya, Edwin (GUA) & Matamoros, Mauricio (HON)

| BIZ • Belize | | | | | | 1 | 2 | 3 | 4 | 5 | Pts | PAN • Panama | | | | | | 1 | 2 | 3 | 4 | 5 | Pts |
|--------------|---------------------------|---|---|---|---|---|---|---|---|---|-----|--------------|-------------------------|-------------------------|---|---|---|---|---|---|---|----|-----|
| 2 | Cayetano Lirisi (MB) | ■ | ■ | ■ | ■ | | | | | | 9 | 1 | Diaz Astergio (S) | ■ | ■ | ■ | ■ | | | | | 2 | |
| 3 | Manzanero Jaylen (OH) | | | | | | | | | | | 2 | L Miranda Rellinal (L) | L | L | L | L | | | | | 2 | |
| 4 | L Manzanero Ilyich (L) | L | L | L | L | | | | | | | 4 | 4 | Osorios David (OP) | □ | | | | | | | 4 | |
| 5 | Garcia Ivor (MB) | | | | | | | | | | | 6 | 5 | Camarena Alejandro (OH) | ■ | ■ | ■ | ■ | | | | 4 | |
| 6 | Hauze Francis (OH) | ■ | ■ | ■ | ■ | | | | | | 12 | 6 | Soto Jose (OH) | ■ | □ | □ | | | | | | 2 | |
| 7 | Caliz Ernan (S) | ■ | ■ | ■ | ■ | | | | | | 3 | 7 | Rodriguez Rodrigo (MB) | | ■ | ■ | ■ | | | | | 5 | |
| 8 | Avila Daryl (OH) | ■ | ■ | ■ | ■ | | | | | | 12 | 8 | Williams Felix (OH) | ■ | ■ | ■ | ■ | | | | | 21 | |
| 9 | Wingright Randall (S) | | | | □ | | | | | | | 9 | 9 | Quintero Fernando (S) | | | | | | □ | | | |
| 10 | Nunez Gabriel (OH) | ■ | ■ | ■ | ■ | | | | | | 13 | 10 | Campbell Joel (OH) | □ | ■ | ■ | ■ | | | | | 13 | |
| 11 | Jenkins Michael (OP) | | | | □ | | | | | | 7 | 11 | Sanchez Daniel (MB) | ■ | | | | | | | | | |
| 12 | Rivero Anselmo (OH) | | | | | □ | | | | | 1 | 12 | West Ludrik (MB) | ■ | ■ | ■ | ■ | | | | | 10 | |
| 13 | Quintanilla Johnatan (MB) | ■ | ■ | ■ | ■ | | | | | | 3 | 20 | L Quintero Fernando (L) | L | L | L | L | | | | | | |

Coach: Munoz, Esmudio (CUB)
Assistant: Humes, Albert (BIZ)

Coach: Angulo, Horacio (PAN)
Assistant: Medina, Eduardo (PAN)

TEAMS AND PLAYERS PERFORMANCES

| Won Pts | Total Atts | No Name | Scoring Skills | Won Pts | Total Atts | No Name |
|------------------|-------------------|-------------------------|---------------------------|------------------|-------------------|--------------------------|
| 44 | 135 | Total Team | | 47 | 140 | Total Team |
| 11 | 40 | 10 Nunez Gabriel (OH) | Spike | 18 | 42 | 8 Williams Felix (OH) |
| 10 | 30 | 8 Avila Daryl (OH) | | 10 | 20 | 10 Campbell Joel (OH) |
| 12 | 60 | Total Team | Block | 10 | 60 | Total Team |
| 3 | 12 | 6 Hauze Francis (OH) | | 2 | 9 | 1 Diaz Astergio (S) |
| 2 | 3 | 11 Jenkins Michael (OP) | | 2 | 5 | 10 Campbell Joel (OH) |
| 4 | 90 | Total Team | Serve | 2 | 92 | Total Team |
| 2 | 20 | 7 Caliz Ernan (S) | | 1 | 15 | 8 Williams Felix (OH) |
| 1 | 15 | 6 Hauze Francis (OH) | | 1 | 15 | 10 Campbell Joel (OH) |
| 29 | | Total Team | Opp. error | 34 | | Total Team |
| 89 | 285 | Total Team | Total | 93 | 292 | Total Team |
| 13 | 59 | 10 Nunez Gabriel (OH) | Best Scorer | 21 | 65 | 8 Williams Felix (OH) |
| Excellent | Total Atts | No Name | Non scoring Skills | Excellent | Total Atts | No Name |
| 18 | 87 | Total Team | | 24 | 105 | Total Team |
| 10 | 29 | 4 Manzanero Ilyich (L) | Dig | 10 | 35 | 2 Miranda Rellinal (L) |
| 3 | 15 | 10 Nunez Gabriel (OH) | | 4 | 14 | 8 Williams Felix (OH) |
| 12 | 128 | Total Team | Set | 22 | 124 | Total Team |
| 12 | 111 | 7 Caliz Ernan (S) | | 16 | 103 | 1 Diaz Astergio (S) |
| 47 | 88 | Total Team | Reception | 42 | 82 | Total Team |
| 22 | 29 | 4 Manzanero Ilyich (L) | Success - Faults | 11 | 18 | 20 Quintero Fernando (L) |
| 12 | 22 | 8 Avila Daryl (OH) | # Attempts | 10 | 21 | 8 Williams Felix (OH) |

■ Starting line-up Pts = Points scored [nn] = Captain
 □ Substitute Atts = Attempts L = Libero
 Opp = Opponent





P-2 VOLLEYBALL • Match result



IV Campeonato Centroamericano Sub 23 Masculino FINAL

Match: 15 **Date:** 20/09/2018 **Spectators:** 350
City: Guatemala
Hall: Teodoro Palacios Flores
Match duration: **Start:** 20:19 **End:** 21:41 **Total:** 1:22

| Teams | Sets | 1 | 2 | 3 | 4 | 5 | Total |
|---------------------|----------|------|------|------|---|---|-------|
| NCA | 0 | 24 | 19 | 10 | | | 53 |
| GUA | 3 | 26 | 25 | 25 | | | 76 |
| Set duration | | 0:29 | 0:27 | 0:20 | | | 1:16 |

Referees: Menjivar, Jose (ESA) & Hernandez, Cinthya (CRC)

| NCA • Nicaragua | | | | | | | GUA • Guatemala | | | | | | |
|-----------------|------------------------|---|---|---|---|-----|-----------------|----|------------------------|---|---|---|-----|
| | 1 | 2 | 3 | 4 | 5 | Pts | | 1 | 2 | 3 | 4 | 5 | Pts |
| 1 | Zeledon Jonny (OH) | ■ | ■ | ■ | | | 10 | 1 | Paz Jonatan (OH) | | | | |
| 2 | Garcia Denis (OP) | ■ | ■ | ■ | | 15 | | 2 | Lopez Carlos (OH) | ■ | ■ | ■ | 7 |
| 3 | Baquedano Romnier (OP) | □ | □ | □ | | | | 3 | Chacon Wagner (OH) | ■ | ■ | ■ | 13 |
| 4 | Reyes Enmanuel (MB) | ■ | ■ | ■ | | 3 | | 4 | Hernandez Jason (MB) | | | | |
| 5 | Valdivia Ronny (OH) | | □ | □ | | 1 | | 5 | Flores Erick (OP) | ■ | ■ | ■ | 12 |
| 6 | Rostran Jordy (MB) | | | □ | | | | 6 | Pineda Edras (MB) | ■ | ■ | ■ | 10 |
| 7 | Cardoza Rigoberto (MB) | | | | | | | 7 | Ruano Adan (S) | ■ | ■ | ■ | |
| 8 | Cuadra Diego (MB) | ■ | ■ | ■ | | 2 | | 8 | L Santacruz Luis (L) | L | L | L | |
| 9 | Cerda Ronny (S) | ■ | ■ | ■ | | | | 9 | Maldonado Edgar (OP) | □ | □ | □ | 2 |
| 10 | L Castillo Miguel (L) | L | L | L | | | | 10 | Ralon Diego (S) | □ | □ | □ | |
| 11 | Barrios Gabriel (S) | □ | □ | □ | | | | 11 | Mendoza Ricardo (MB) | ■ | ■ | ■ | 6 |
| 12 | Hernandez Byron (OH) | ■ | ■ | ■ | | 8 | | 12 | L Quinonez Gabriel (L) | | | | |

Coach: Hernandez, Osman (NCA)
Assistant: Navarrete, Bayardo (NCA)

Coach: Lucas, Reider (CUB)
Assistant: Castaneda, Luis (GUA)

TEAMS AND PLAYERS PERFORMANCES

| Won Pts | Total Atts | No Name | Scoring Skills | Won Pts | Total Atts | No Name |
|-----------|------------|-------------------------|-------------------------|-----------|------------|-------------------------|
| 33 | 98 | Total Team | | 37 | 89 | Total Team |
| 13 | 27 | 2 Garcia Denis (OP) | Spike | 10 | 27 | 3 Chacon Wagner (OH) |
| 8 | 28 | 12 Hernandez Byron (OH) | | 8 | 11 | 6 Pineda Edras (MB) |
| 5 | 42 | Total Team | Block | 10 | 56 | Total Team |
| 2 | 5 | 1 Zeledon Jonny (OH) | | 4 | 7 | 5 Flores Erick (OP) |
| 2 | 7 | 2 Garcia Denis (OP) | Serve | 2 | 9 | 3 Chacon Wagner (OH) |
| 1 | 54 | Total Team | | 3 | 75 | Total Team |
| 1 | 4 | 5 Valdivia Ronny (OH) | Opp. error | 2 | 12 | 11 Mendoza Ricardo (MB) |
| | | | | 1 | 10 | 3 Chacon Wagner (OH) |
| 14 | | Total Team | Total | 26 | | Total Team |
| 53 | 194 | Total Team | | 76 | 220 | Total Team |
| 15 | 42 | 2 Garcia Denis (OP) | Best Scorer | 13 | 46 | 3 Chacon Wagner (OH) |
| Excellent | Total Atts | No Name | Non scoring Skills | Excellent | Total Atts | No Name |
| 19 | 74 | Total Team | | 20 | 60 | Total Team |
| 12 | 31 | 10 Castillo Miguel (L) | Dig | 10 | 19 | 8 Santacruz Luis (L) |
| 3 | 5 | 11 Barrios Gabriel (S) | | 5 | 10 | 2 Lopez Carlos (OH) |
| 17 | 92 | Total Team | Set | 31 | 87 | Total Team |
| 16 | 81 | 9 Cerda Ronny (S) | | 27 | 65 | 7 Ruano Adan (S) |
| 42 | 69 | Total Team | Reception | 33 | 45 | Total Team |
| 15 | 20 | 1 Zeledon Jonny (OH) | Success - Faults | 11 | 13 | 8 Santacruz Luis (L) |
| 11 | 25 | 10 Castillo Miguel (L) | # Attempts | 9 | 12 | 3 Chacon Wagner (OH) |


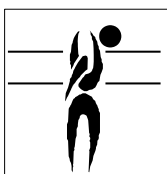
■ Starting line-up Pts = Points scored [nn] = Captain
 □ Substitute Atts = Attempts L = Libero
 Opp = Opponent





P-5 VOLLEYBALL • Players ranking by skills

IV Campeonato Centroamericano Sub 23 Masculino



Best Scorers

| Rk | No | Name | Team | Spike | Block | Serve | Total |
|-------------------------|----|---------------------------|------|-------|-------|-------|-------|
| 1 | 8 | Williams Felix (OH) | PAN | 78 | 8 | 2 | 88 |
| 2 | 2 | Garcia Denis (OP) | NCA | 56 | 6 | 0 | 62 |
| 3 | 1 | Zeledon Jonny (OH) | NCA | 45 | 4 | 9 | 58 |
| 4 | 9 | Duran Arturo (OH) | HON | 47 | 7 | 2 | 56 |
| 5 | 22 | Solano Gilberth (OP) | CRC | 43 | 9 | 2 | 54 |
| 6 | 8 | Quiros Elder (OH) | CRC | 41 | 7 | 4 | 52 |
| 7 | 3 | Palma Josue (OH) | ESA | 46 | 4 | 0 | 50 |
| 8 | 12 | West Ludrik (MB) | PAN | 39 | 9 | 1 | 49 |
| 9 | 6 | Hauze Francis (OH) | BIZ | 39 | 7 | 2 | 48 |
| 9 | 13 | Menjivar Juan (OP) | HON | 45 | 2 | 1 | 48 |
| 11 | 5 | Flores Erick (OP) | GUA | 34 | 8 | 3 | 45 |
| 12 | 3 | Chacon Wagner (OH) | GUA | 35 | 6 | 3 | 44 |
| 12 | 8 | Avila Daryl (OH) | BIZ | 38 | 5 | 1 | 44 |
| 12 | 6 | Soto Jose (OH) | PAN | 38 | 4 | 2 | 44 |
| 15 | 8 | Reyes Irvin (MB) | HON | 30 | 12 | 1 | 43 |
| 16 | 2 | Lopez Carlos (OH) | GUA | 34 | 5 | 2 | 41 |
| 16 | 7 | Salas Mariano (OH) | CRC | 34 | 5 | 2 | 41 |
| 18 | 7 | Platero Manuel (MB) | ESA | 23 | 13 | 1 | 37 |
| 19 | 14 | Ramirez Oscar (OH) | CRC | 30 | 4 | 1 | 35 |
| 19 | 14 | Espinal Jose (OH) | HON | 34 | 1 | 0 | 35 |
| 21 | 6 | Pineda Edras (MB) | GUA | 25 | 7 | 1 | 33 |
| 22 | 2 | Cayetano Lirisi (MB) | BIZ | 28 | 3 | 0 | 31 |
| 23 | 9 | Ramos Eduardo (MB) | ESA | 25 | 5 | 0 | 30 |
| 24 | 12 | Hernandez Byron (OH) | NCA | 25 | 1 | 2 | 28 |
| 25 | 10 | Bulnes William (MB) | HON | 13 | 10 | 2 | 25 |
| 26 | 11 | Godoy Banner (OP) | ESA | 21 | 3 | 0 | 24 |
| 26 | 21 | Moran Bill (OH) | ESA | 20 | 4 | 0 | 24 |
| 28 | 10 | Campbell Joel (OH) | PAN | 19 | 2 | 1 | 22 |
| 28 | 4 | Osorios David (OP) | PAN | 16 | 6 | 0 | 22 |
| 30 | 11 | Jenkins Michael (OP) | BIZ | 19 | 2 | 0 | 21 |
| 31 | 11 | Mendoza Ricardo (MB) | GUA | 12 | 3 | 4 | 19 |
| 32 | 10 | Nunez Gabriel (OH) | BIZ | 15 | 3 | 0 | 18 |
| 32 | 2 | Brown Jason (MB) | CRC | 10 | 6 | 2 | 18 |
| 32 | 2 | Avila Alejandro (S) | HON | 6 | 10 | 2 | 18 |
| 35 | 8 | Cuadra Diego (MB) | NCA | 10 | 6 | 1 | 17 |
| 36 | 12 | Arteaga Aaron (MB) | ESA | 13 | 2 | 0 | 15 |
| 37 | 4 | Reyes Enmanuel (MB) | NCA | 7 | 4 | 0 | 11 |
| 38 | 9 | Maldonado Edgar (OP) | GUA | 8 | 2 | 0 | 10 |
| 38 | 7 | Rodriguez Rodrigo (MB) | PAN | 5 | 5 | 0 | 10 |
| 38 | 1 | Diaz Astergio (S) | PAN | 0 | 7 | 3 | 10 |
| 41 | 5 | Camarena Alejandro (OH) | PAN | 8 | 0 | 1 | 9 |
| 42 | 4 | Carazo Manrique (OH) | CRC | 6 | 0 | 2 | 8 |
| 43 | 5 | Valdivia Ronny (OH) | NCA | 6 | 0 | 1 | 7 |
| 43 | 9 | Cerda Ronny (S) | NCA | 1 | 6 | 0 | 7 |
| 45 | 13 | Quintanilla Johnatan (MB) | BIZ | 1 | 3 | 2 | 6 |
| 45 | 7 | Caliz Ernán (S) | BIZ | 0 | 4 | 2 | 6 |
| 45 | 11 | Sanchez Daniel (MB) | PAN | 3 | 3 | 0 | 6 |
| 48 | 7 | Ruano Adan (S) | GUA | 3 | 1 | 1 | 5 |
| 48 | 11 | Arrieta Juan (MB) | CRC | 2 | 1 | 2 | 5 |
| 50 | 3 | Baquedano Romnier (OP) | NCA | 4 | 0 | 0 | 4 |
| Total tournament | | | | 1,155 | 241 | 74 | 1,470 |





P-5 VOLLEYBALL • Players ranking by skills

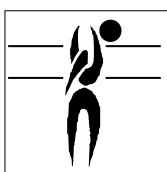
IV Campeonato Centroamericano Sub 23 Masculino



Best Spikers

Limit: 15.00%

| Rk | No | Name | Team | Spikes | Faults | Shots | Total Attempts | Succ. % |
|-------------------------|----|----------------------|------|--------|--------|-------|----------------|---------|
| 1 | 8 | Quiros Elder (OH) | CRC | 41 | 11 | 18 | 70 | 58.57 |
| 2 | 22 | Solano Gilberth (OP) | CRC | 43 | 14 | 23 | 80 | 53.75 |
| 3 | 5 | Flores Erick (OP) | GUA | 34 | 9 | 24 | 67 | 50.75 |
| 4 | 2 | Garcia Denis (OP) | NCA | 56 | 11 | 45 | 112 | 50.00 |
| 5 | 8 | Williams Felix (OH) | PAN | 78 | 25 | 71 | 174 | 44.83 |
| 6 | 1 | Zeledon Jonny (OH) | NCA | 45 | 22 | 39 | 106 | 42.45 |
| 7 | 2 | Lopez Carlos (OH) | GUA | 34 | 8 | 40 | 82 | 41.46 |
| 8 | 7 | Salas Mariano (OH) | CRC | 34 | 14 | 39 | 87 | 39.08 |
| 9 | 9 | Duran Arturo (OH) | HON | 47 | 24 | 50 | 121 | 38.84 |
| 10 | 14 | Ramirez Oscar (OH) | CRC | 30 | 19 | 33 | 82 | 36.59 |
| Total Tournament | | | | 1,155 | 547 | 1,479 | 3,181 | 36.31 |



Best Blockers


| Rk | No | Name | Team | Kill Blocks | Faults | Rebounds | Total Attempts | Avg. by set |
|-------------------------|----|----------------------|------|-------------|--------|----------|----------------|-------------|
| 1 | 7 | Platero Manuel (MB) | ESA | 13 | 17 | 24 | 54 | 0.76 |
| 2 | 8 | Reyes Irvin (MB) | HON | 12 | 17 | 22 | 51 | 0.75 |
| 3 | 5 | Flores Erick (OP) | GUA | 8 | 9 | 13 | 30 | 0.67 |
| 4 | 22 | Solano Gilberth (OP) | CRC | 9 | 17 | 9 | 35 | 0.64 |
| 5 | 10 | Bulnes William (MB) | HON | 10 | 22 | 31 | 63 | 0.63 |
| 6 | 2 | Avila Alejandro (S) | HON | 10 | 21 | 21 | 52 | 0.63 |
| 7 | 6 | Pineda Edras (MB) | GUA | 7 | 14 | 15 | 36 | 0.58 |
| 8 | 12 | West Ludrik (MB) | PAN | 9 | 22 | 39 | 70 | 0.53 |
| 9 | 8 | Quiros Elder (OH) | CRC | 7 | 12 | 19 | 38 | 0.50 |
| 10 | 3 | Chacon Wagner (OH) | GUA | 6 | 11 | 15 | 32 | 0.50 |
| Total Tournament | | | | 241 | 570 | 679 | 1,490 | 4.63 |



Best Servers

| Rk | No | Name | Team | Aces | Faults | Serve Hits | Total Attempts | Avg. by set |
|-------------------------|----|----------------------|------|------|--------|------------|----------------|-------------|
| 1 | 1 | Zeledon Jonny (OH) | NCA | 9 | 13 | 18 | 40 | 0.64 |
| 2 | 11 | Mendoza Ricardo (MB) | GUA | 4 | 2 | 26 | 32 | 0.33 |
| 3 | 8 | Quiros Elder (OH) | CRC | 4 | 13 | 27 | 44 | 0.29 |
| 4 | 3 | Chacon Wagner (OH) | GUA | 3 | 7 | 30 | 40 | 0.25 |
| 5 | 5 | Flores Erick (OP) | GUA | 3 | 9 | 14 | 26 | 0.25 |
| 6 | 1 | Diaz Astergio (S) | PAN | 3 | 7 | 56 | 66 | 0.18 |
| 7 | 2 | Lopez Carlos (OH) | GUA | 2 | 9 | 40 | 51 | 0.17 |
| 8 | 10 | Gutierrez Luis (S) | CRC | 2 | 1 | 54 | 57 | 0.14 |
| 9 | 12 | Hernandez Byron (OH) | NCA | 2 | 5 | 51 | 58 | 0.14 |
| 10 | 6 | Hauze Francis (OH) | BIZ | 2 | 5 | 36 | 43 | 0.14 |
| Total Tournament | | | | 74 | 266 | 1,921 | 2,261 | 1.42 |





Best Diggers

| Rk | No | Name | Team | Digs | Faults | Receptions | Total Attempts | Avg. by set |
|-------------------------|----|----------------------|------|------|--------|------------|----------------|-------------|
| 1 | 10 | Castillo Miguel (L) | NCA | 35 | 21 | 62 | 118 | 2.50 |
| 2 | 8 | Santacruz Luis (L) | GUA | 25 | 12 | 41 | 78 | 2.08 |
| 3 | 7 | Ortiz Hector (L) | HON | 33 | 26 | 74 | 133 | 2.06 |
| 4 | 2 | Miranda Rellinal (L) | PAN | 28 | 22 | 78 | 128 | 1.65 |
| 5 | 4 | Manzanero Ilyich (L) | BIZ | 23 | 35 | 34 | 92 | 1.64 |
| 6 | 18 | Chacon Fabian (L) | CRC | 16 | 20 | 62 | 98 | 1.14 |
| 7 | 3 | Palma Josue (OH) | ESA | 15 | 15 | 22 | 52 | 0.88 |
| 8 | 2 | Lopez Carlos (OH) | GUA | 10 | 8 | 15 | 33 | 0.83 |
| 9 | 5 | Parada Javier (L) | ESA | 14 | 19 | 45 | 78 | 0.82 |
| 10 | 6 | Hauze Francis (OH) | BIZ | 10 | 14 | 27 | 51 | 0.71 |
| Total Tournament | | | | 389 | 681 | 1,284 | 2,354 | 7.48 |



Best Setters

| Rk | No | Name | Team | Running Sets | Faults | Still Sets | Total Attempts | Avg. by set |
|-------------------------|----|---------------------|------|--------------|--------|------------|----------------|-------------|
| 1 | 7 | Ruano Adan (S) | GUA | 78 | 4 | 140 | 222 | 6.50 |
| 2 | 9 | Cerda Ronny (S) | NCA | 83 | 6 | 228 | 317 | 5.93 |
| 3 | 2 | Avila Alejandro (S) | HON | 80 | 2 | 314 | 396 | 5.00 |
| 4 | 1 | Diaz Astergio (S) | PAN | 76 | 5 | 340 | 421 | 4.47 |
| 5 | 10 | Gutierrez Luis (S) | CRC | 57 | 3 | 176 | 236 | 4.07 |
| 6 | 8 | Vargas Cristian (S) | ESA | 68 | 4 | 256 | 328 | 4.00 |
| 7 | 7 | Caliz Ernan (S) | BIZ | 53 | 9 | 291 | 353 | 3.79 |
| 8 | 12 | Murillo Luis (S) | CRC | 25 | 3 | 74 | 102 | 1.79 |
| 9 | 10 | Ralon Diego (S) | GUA | 20 | - | 26 | 46 | 1.67 |
| 10 | 1 | Martinez Walter (S) | ESA | 14 | 3 | 59 | 76 | 0.82 |
| Total Tournament | | | | 575 | 60 | 2,289 | 2,924 | 11.06 |



Best Receivers


Limit: 20.00%

| Rk | No | Name | Team | Excellents | Faults | Serve Receptions | Total Attempts | Eff. % |
|-------------------------|----|----------------------|------|------------|--------|------------------|----------------|--------|
| 1 | 8 | Santacruz Luis (L) | GUA | 44 | 2 | 14 | 60 | 70.00 |
| 2 | 1 | Zeledon Jonny (OH) | NCA | 45 | 1 | 23 | 69 | 63.77 |
| 3 | 3 | Chacon Wagner (OH) | GUA | 29 | - | 21 | 50 | 58.00 |
| 4 | 2 | Lopez Carlos (OH) | GUA | 27 | 1 | 17 | 45 | 57.78 |
| 5 | 18 | Chacon Fabian (L) | CRC | 52 | 2 | 33 | 87 | 57.47 |
| 6 | 10 | Castillo Miguel (L) | NCA | 53 | 5 | 29 | 87 | 55.17 |
| 7 | 7 | Ortiz Hector (L) | HON | 41 | 4 | 27 | 72 | 51.39 |
| 8 | 2 | Miranda Rellinal (L) | PAN | 48 | 3 | 37 | 88 | 51.14 |
| 9 | 12 | Hernandez Byron (OH) | NCA | 32 | 2 | 25 | 59 | 50.85 |
| 10 | 4 | Manzanero Ilyich (L) | BIZ | 53 | 2 | 46 | 101 | 50.50 |
| Total Tournament | | | | 920 | 80 | 986 | 1,986 | 42.30 |



P-5 VOLLEYBALL • Players ranking by skills

IV Campeonato Centroamericano Sub 23 Masculino



Best Liberos

| Rk | No | Name | Team | Excellents | Faults | In play | Total attempts | Avg. by set |
|----|----|-----------------------|------|------------|--------|---------|----------------|-------------|
| 1 | 10 | Castillo Miguel (L) | NCA | 88 | 26 | 91 | 205 | 6.29 |
| 2 | 8 | Santacruz Luis (L) | GUA | 69 | 14 | 55 | 138 | 5.75 |
| 3 | 4 | Manzanero Ilyich (L) | BIZ | 76 | 37 | 80 | 193 | 5.43 |
| 4 | 18 | Chacon Fabian (L) | CRC | 68 | 22 | 95 | 185 | 4.86 |
| 5 | 7 | Ortiz Hector (L) | HON | 74 | 30 | 101 | 205 | 4.63 |
| 6 | 2 | Miranda Rellinal (L) | PAN | 76 | 25 | 115 | 216 | 4.47 |
| 7 | 5 | Parada Javier (L) | ESA | 74 | 28 | 114 | 216 | 4.35 |
| 8 | 20 | Quintero Fernando (L) | PAN | 48 | 14 | 54 | 116 | 2.82 |
| 9 | 12 | Quinonez Gabriel (L) | GUA | 12 | 2 | 5 | 19 | 1.00 |
| 10 | 16 | Garcia Rodrigo (L) | ESA | 3 | 27 | 21 | 51 | 0.18 |





P-6 VOLLEYBALL • Teams ranking by skills

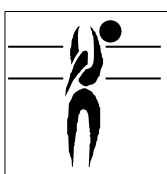
IV Campeonato Centroamericano Sub 23 Masculino



Best Spikers

Limit: 15.00%

| Rk | Team | Spikes | Faults | Shots | Total Attempts | Succ. % |
|-------------------------|-----------------|--------|--------|-------|----------------|---------|
| 1 | GUA Guatemala | 152 | 38 | 149 | 339 | 44.84 |
| 2 | CRC Costa Rica | 171 | 72 | 165 | 408 | 41.91 |
| 3 | NCA Nicaragua | 158 | 62 | 185 | 405 | 39.01 |
| 4 | PAN Panama | 206 | 98 | 275 | 579 | 35.58 |
| 5 | HON Honduras | 175 | 90 | 234 | 499 | 35.07 |
| 6 | BIZ Belize | 142 | 86 | 210 | 438 | 32.42 |
| 7 | ESA El Salvador | 151 | 101 | 261 | 513 | 29.43 |
| Total Tournament | | 1,155 | 547 | 1,479 | 3,181 | 36.31 |



Best Blockers

| Rk | Team | Kill Blocks | Faults | Rebounds | Total Attempts | Avg. by set |
|-------------------------|-----------------|-------------|--------|----------|----------------|-------------|
| 1 | HON Honduras | 43 | 104 | 115 | 262 | 2.69 |
| 2 | GUA Guatemala | 32 | 57 | 88 | 177 | 2.67 |
| 3 | PAN Panama | 44 | 108 | 138 | 290 | 2.59 |
| 4 | CRC Costa Rica | 33 | 81 | 70 | 184 | 2.36 |
| 5 | ESA El Salvador | 35 | 79 | 101 | 215 | 2.06 |
| 6 | NCA Nicaragua | 27 | 64 | 94 | 185 | 1.93 |
| 6 | BIZ Belize | 27 | 77 | 73 | 177 | 1.93 |
| Total Tournament | | 241 | 570 | 679 | 1,490 | 4.63 |



Best Servers


| Rk | Team | Aces | Faults | Serve Hits | Total Attempts | Avg. by set |
|-------------------------|-----------------|------|--------|------------|----------------|-------------|
| 1 | CRC Costa Rica | 17 | 57 | 239 | 313 | 1.21 |
| 2 | GUA Guatemala | 14 | 34 | 246 | 294 | 1.17 |
| 3 | NCA Nicaragua | 15 | 46 | 250 | 311 | 1.07 |
| 4 | PAN Panama | 10 | 23 | 346 | 379 | 0.59 |
| 5 | BIZ Belize | 8 | 41 | 234 | 283 | 0.57 |
| 6 | HON Honduras | 8 | 29 | 319 | 356 | 0.50 |
| 7 | ESA El Salvador | 2 | 36 | 287 | 325 | 0.12 |
| Total Tournament | | 74 | 266 | 1,921 | 2,261 | 1.42 |





P-6 VOLLEYBALL • Teams ranking by skills

IV Campeonato Centroamericano Sub 23 Masculino



Best Diggers

| Rk | Team | Digs | Faults | Receptions | Total Attempts | Avg. by set |
|-------------------------|-----------------|------|--------|------------|----------------|-------------|
| 1 | GUA Guatemala | 59 | 53 | 155 | 267 | 4.92 |
| 2 | NCA Nicaragua | 60 | 89 | 166 | 315 | 4.29 |
| 3 | PAN Panama | 70 | 119 | 271 | 460 | 4.12 |
| 4 | HON Honduras | 61 | 103 | 188 | 352 | 3.81 |
| 5 | ESA El Salvador | 56 | 146 | 206 | 408 | 3.29 |
| 6 | CRC Costa Rica | 43 | 69 | 156 | 268 | 3.07 |
| 7 | BIZ Belize | 40 | 102 | 142 | 284 | 2.86 |
| Total Tournament | | 389 | 681 | 1,284 | 2,354 | 7.48 |



Best Setters

| Rk | Team | Running Sets | Faults | Still Sets | Total Attempts | Avg. by set |
|-------------------------|-----------------|--------------|--------|------------|----------------|-------------|
| 1 | GUA Guatemala | 99 | 4 | 201 | 304 | 8.25 |
| 2 | NCA Nicaragua | 90 | 7 | 273 | 370 | 6.43 |
| 3 | CRC Costa Rica | 85 | 9 | 286 | 380 | 6.07 |
| 4 | HON Honduras | 80 | 5 | 363 | 448 | 5.00 |
| 4 | PAN Panama | 85 | 10 | 429 | 524 | 5.00 |
| 6 | ESA El Salvador | 82 | 12 | 382 | 476 | 4.82 |
| 7 | BIZ Belize | 54 | 13 | 355 | 422 | 3.86 |
| Total Tournament | | 575 | 60 | 2,289 | 2,924 | 11.06 |



Best Receivers

Limit: 20.00%

| Rk | Team | Excellents | Faults | Serve Receptions | Total Attempts | Eff. % |
|-------------------------|-----------------|------------|--------|------------------|----------------|--------|
| 1 | GUA Guatemala | 106 | 4 | 55 | 165 | 61.82 |
| 2 | NCA Nicaragua | 148 | 8 | 93 | 249 | 56.22 |
| 3 | CRC Costa Rica | 130 | 6 | 135 | 271 | 45.76 |
| 4 | BIZ Belize | 136 | 12 | 157 | 305 | 40.66 |
| 5 | PAN Panama | 150 | 15 | 176 | 341 | 39.59 |
| 6 | HON Honduras | 122 | 11 | 181 | 314 | 35.35 |
| 7 | ESA El Salvador | 128 | 24 | 189 | 341 | 30.50 |
| Total Tournament | | 920 | 80 | 986 | 1,986 | 42.30 |





Defending champion Guatemala remains undefeated at AFECAVOL U23

GUATEMALA CITY, Guatemala, September 20, 2018. - Defending champion Guatemala remains undefeated at the fourth Men's U23 AFECAVOL Central American Championship being held at Teodoro Palacios Flores of Guatemala City.

The three time champion Guatemala persevered in the clash of undefeated against Nicaragua in straight sets 3-0 (26-24, 25-19, 25-10) on day five of the event, standing in first position with perfect 4-0 record and perfect 20 ranking points. Nicaragua is second with 3-1 and 13 points.

Panama earned an important victory to Belize putting them in the contest of medals and in third position after the loss of Honduras to El Salvador earlier in the day.

Costa Rica (2-2) faces Belize (0-4) in the Friday's first match, followed by Panama (3-2) against Nicaragua (3-1) and Guatemala (4-0) against Honduras (2-2).

El Salvador 3, Honduras 2

El Salvador earned their first win in spectacular five set comeback over Honduras 3-2 (19-25, 19-25, 25-19, 27-25, 15-11). El Salvador recovered from a 0-2 set deficit outblocking Honduras with a comfortable 14-8 margin improving their win-loss record to 1-4 and putting Honduras in a difficult position with 2-2 record. Honduras edged El Salvador in the first two sets but always keeping them really close. In set three, El Salvador jumped to an impressive 12-2 lead, cracking out Honduras' offensive line. El Salvador's repeated their storming performance winning a thrilling fourth set and forcing the tie-break. In spikes, both teams scored 53 points; El Salvador led in blocks 14-8 and Honduras in aces 2-0. El Salvador scored on 42 opponent errors while allowing 38 points. Both teams used a balanced offense; El Salvador with outside hitter Josue Palma with a match-high of 18 points, followed by middle blocker Manuel Platero who scored 16 points including 5 monster blocks, middle blocker Eduardo Ramos joined the party with 12 points and middle blocker Aaron Arteaga added 10 points. For Honduras, outside hitter Arturo Duran finished with 16 points, middle blocker Irvin Reyes scored 13 points including 4 blocks, opposite Juan Menjivar also scored 13 points and outside hitter Jose Espinal chipped in with 10 points.

Panama 3, Belize 1

Panama had to work hard to defeat Belize 3-1 (18-25, 25-20, 25-22, 25-22). Panama earned an important victory improving their record to 3-2 to put them in the contest for medals with 13 ranking points. Belize has two points and with 0-4 record. Belize played with good structure, strength and attitude, taking the lead in the first set in both technical timeouts (8-7, 16-13) finishing with a comfortable margin 25-18. Panama had to work really hard to win the height battle over the net. Panama took the lead in set two struggling to block Belize and in set three Belize pushed even stronger to tie the actions at point 14 coming from a 4 point deficit (7-11). In set four, the win didn't come easily as the set reached point 21 tied. Panama led in spikes 47-44 and committed fewer errors 29-34; Belize on the other hand, led in blocks 12-10 and in aces 4-2. Outside hitter Felix Williams of



Panama once again had an outstanding performance scoring a match-high of 21 points, including 18 kills and one ace. Also contributing in Panama's victory were outside hitter Joel Campbell and middle blocker Ludrik West with 13 and 10 points respectively. Belize top scorers were outside hitters Gabriel Nuñez with 13 points, followed by Francis Hauze and Daryl Avila who registered 12 points apiece.

Guatemala 3, Nicaragua 0

Defending champion Guatemala came out on top Nicaragua 3-0 (26-24, 25-19, 25-10) in a clash of undefeated. The host and three times champion is the only team that remains undefeated after five days of competition. Guatemala stands with perfect 4-0 record and perfect 20 points; Nicaragua is in second with 3-1 and 13 points. Guatemala and Nicaragua engaged in a tough first set, with points going from one side to the other, but it was the home team that began on top thru their opponent errors. Nicaragua conceded more spaces allowing Guatemala to score in the middle and neutralizing their outside attackers with triple blocks. Finally, Guatemala had no difficulties in moving with huge advantage to remain undefeated. Guatemala prevailed on 37-33 margin in kills, 10-5 in blocks and 3-1 in aces. Outside hitter Wagner Chacon scored 13 points as Guatemala's leading attacker, joined by opposite Erick Flores with 10 points and middle blocker Edras Pineda tallied 10 points. Opposite Denis Garcia of Nicaragua scored a match-high of 15 points, while outside hitter Jonny Zeledon added 10 points.



El campeón defensor Guatemala permanece invicto en AFECVOL Sub-23

GUATEMALA CITY, Guatemala, 20 de septiembre de 2018. – El campeón defensor Guatemala permanece invicto en el cuarto Campeonato Centroamericano Sub-23 Masculino de AFECVOL que se celebra en el Gimnasio Teodoro Palacios Flores de la Ciudad de Guatemala.

El tricampeón Guatemala se impuso en sets seguidos 3-0 (26-24, 25-19, 25-10) en el juego entre invictos ante Nicaragua en la quinta jornada del evento, ubicándose en primer lugar con record perfecto 4-0 y 20 puntos de ranking. Nicaragua marcha segundo lugar con 3-1 y 13 puntos.

Panamá obtuvo una importante victoria frente a Belice para colocarse en la lucha por medallas y en tercera posición luego de la derrota de Honduras ante El Salvador en el juego anterior.

Costa Rica (2-2) se enfrenta a Belice (0-4) en el primer juego del viernes, seguido por Panamá (3-2) se enfrenta a Nicaragua (3-1) y Guatemala (4-0) contra Honduras (2-2).

El Salvador 3, Honduras 2

El Salvador obtuvo su primer triunfo viniendo de abajo en cinco sets sobre Honduras 3-2 (19-25, 19-25, 25-19, 27-25, 15-11). El Salvador se recuperó de un déficit en sets de 0-2 bloqueando a Honduras por un cómodo margen de 14-8, mejorando su record de juegos ganados a 1-4 y poniendo a Honduras en una posición difícil con record 2-2. Honduras presionó a El Salvador en los primeros dos sets, pero siempre los mantuvieron muy cerca. En el tercero, El Salvador se adelantó con impresionante ventaja de 12-2, destruyendo la línea ofensiva hondureña. El Salvador repitió su paso arrollador en un emocionante cuarto set y forzando al desempate. En ataques, ambos equipos anotaron 53 puntos; El Salvador superó 14-8 en bloqueo y Honduras 2-0 en servicio. El Salvador anotó 42 puntos por errores del rival y permitió 38 puntos. Los dos equipos utilizaron una ofensiva equilibrada; El Salvador con el atacante Josué Palma que fue el máximo anotador del juego con 18 puntos, seguido por el central Manuel Platero con 16 puntos incluyendo 5 enorme bloqueos, el central Eduardo Ramos se unió a la fiesta con 12 puntos y el central Aaron Arteaga agregó 10 puntos. Para Honduras, el atacante Arturo Duran cerró con 16 puntos, el central Irvin Reyes anotó 13 puntos incluyendo 4 bloqueos, el opuesto Juan Menjivar también anotó 13 puntos y el atacante José Espinal aportó 10 puntos.

Panamá 3, Belice 1

Panamá tuvo que esforzarse para derrotar a Belice 3-1 (18-25, 25-20, 25-22, 25-22). Panamá obtuvo una importante victoria para mejorar su record a 3-2 y seguir en la lucha por medalla con 13 puntos de ranking. Belice tiene dos puntos y record 0-4. El juego de Belice fue estructurado, potente y con buena actitud, tomando la ventaja en los dos tiempos técnico (8-7, 16-13) del primer set y terminando con una cómoda ventaja 25-18. Panamá trabajó duro para ganar la batalla de estatura sobre la red. Panamá se adelantó en el primer set batallando contra el bloqueo beliceño y en el tercer set, Belice presionó con mayor fuerza para empatar al punto 14 recuperándose de un déficit de 4 puntos (7-11). En el cuarto parcial, el triunfo no llegó fácilmente con el set empatado al punto



21. Panamá encabezó el ataque 47-44 y cometió menos errores 29-34; Belice por su lado, superó en bloqueo 12-10 y en puntos de saque 4-2. El atacante Félix Williams de Panamá, nuevamente tuvo un gran desempeño como el máximo anotador del juego con 21 puntos, incluyendo 18 ataques y un punto de servicio. También contribuyó a la victoria panameña, el atacante Joel Campbell y el central Ludrik West con 13 y 10 puntos respectivamente. Los líderes en ataque de Belice fueron sus atacantes de esquina Gabriel Núñez con 13 puntos, seguido por Francis Hauze y Dayri Avila con registro de 12 puntos cada uno.

Guatemala 3, Nicaragua 0

El campeón defensor Guatemala se impuso a Nicaragua 3-0 (26-24, 25-19, 25-10) en el juego de invictos del torneo. El anfitrión y tricampeón es el único equipo que permanece invicto luego de cinco días de competencia. Guatemala tiene record perfecto de 4-0 y perfectos 20 puntos; Nicaragua es segundo con 3-1 y 12 puntos. Guatemala y Nicaragua se enfrentaron en un primer difícil primer set, con puntos repartiéndose para ambos lados, pero fue el equipo de casa que inició arriba por los errores de su rival. Nicaragua concedió más espacios permitiendo que Guatemala anotara por el centro y neutralizando a sus esquinas con triple bloqueos. Finalmente, Guatemala no tuvo dificultades para avanzar con amplia ventaja y seguir invicto. Guatemala se impuso 37-33 en ataques, 10-5 en bloqueos y 3-1 en puntos de aces. El atacante Wagner Chacón anotó 13 puntos como el máximo atacante de Guatemala, acompañado por el opuesto Erick Flores con 10 puntos y el central Edras Pineda que aportó 10 tantos. El opuesto Denis García de Nicaragua fue el máximo anotador con 15 puntos, mientras que el atacante Jonny Zeledon agregó 10 puntos.