



AFECVOL
ASOCIACION
DE FEDERACIONES
CENTROAMERICANAS
DE VOLEIBOL



Bulletin No 4
September 18, 2018



IV Campeonato Centroamericana de Voleibol
Sub 23 Masculino
Guatemala
14 - 23 septiembre 2018



Calendario de Entrenamiento / Trainer Schedule



| | HORA | G. Teodoro Palacios | HORA | G. 7 de Diciembre |
|---------------|-------|---------------------|-------|-------------------|
| 19 Sep | 7:30 | PAN | 7:30 | CRC |
| | 9:30 | ESA | 9:30 | NCA |
| | 10:30 | GUA | 10:30 | BIZ |
| | | | 12:00 | HON |
| 20 Sep | 7:30 | HON | 7:30 | ESA |
| | 9:30 | BIZ | 9:30 | PAN |
| | 10:30 | NCA | 10:30 | GUA |
| | | | 12:00 | CRC |
| 21 Sep | 7:30 | CRC | 7:30 | BIZ |
| | 9:30 | PAN | 9:30 | NCA |
| | 10:30 | GUA | 10:30 | HON |
| | | | 12:00 | ESA |
| 22 Sep | 7:30 | BIZ | 7:30 | ESA |
| | 9:30 | NCA | 9:30 | HON |
| | 10:30 | CRC | 10:30 | GUA |



FEDERATION INTERNATIONALE DE VOLLEYBALL
 ASOCIACION DE FEDERACIONES CENTROAMERICANAS
 DE VOLEIBOL AFECVOL

O-1

**UNIFORMS COLORS /
 COLORES UNIFORMES**

REGISTERED COLORS / REGISTRO COLORES

CITY

(ONLY SHIRT COLOR / SOLO COLOR CAMISA)

DATE **15/09/2018**

| BIZ | CRC | ESA | GUA | HON | NCA | PAN |
|------------|------------|------------|------------|------------|------------|------------|
| WHITE | ROJO | AZUL | CELESTE | AZUL C. | AZUL | AZUL |
| BLUE | AZUL | BLANCO | AZUL | BLANCO | BLANCO | ROJO |
| | BLANCO | | BLANCO | AZUL O. | NEGRO | |

POOL PHASE **A FINAL**

| MATCH SCHEDULE Calendrier des matches | | | |
|--|-------------|-------------|-------------|
| DATE : | N° Match | Team | Team |
| | | Equipe A | Equipe B |
| 19-sep. | 10 | PAN | CRC |
| 19-sep. | 11 | ESA | NCA |
| 19-sep. | 12 | GUA | BIZ |
| 20-sep. | 13 | HON | ESA |
| 20-sep. | 14 | BIZ | PAN |
| 20-sep. | 15 | NCA | GUA |
| 21-sep. | 16 | CRC | BIZ |
| 21-sep. | 17 | PAN | NCA |
| 21-sep. | 18 | GUA | HON |
| 22-sep. | 19 | BIZ | ESA |
| 22-sep. | 20 | NCA | HON |
| 22-sep. | 21 | CRC | GUA |

| TEAMS CHOICE (1-2 OR 3) Choix des équipes (1-2 ou 3) | | | |
|---|---|---------|---------|
| 1st CHOICE 1 er Choix | | LIBERO | |
| A | B | A | B |
| | | AZUL | ROJO |
| | | BLANCO | AZUL |
| | | CELESTE | WHITE |
| | | AZUL O. | AZUL |
| | | BLUE | ROJO |
| | | BLANCO | AZUL |
| | | AZUL | WHITE |
| | | AZUL | AZUL |
| | | CELESTE | BLANCO |
| | | BLUE | BLANCO |
| | | BLANCO | AZUL C. |
| | | BLANCO | BLANCO |

| FIVB DECISION Décision de la FIVB | |
|--------------------------------------|---------|
| A | B |
| ROJO | BLANCO |
| AZUL | BLANCO |
| BLANCO | BLUE |
| AZUL C. | BLANCO |
| WHITE | AZUL |
| AZUL | CELESTE |
| ROJO | BLUE |
| ROJO | NEGRO |
| BLANCO | AZUL O. |
| WHITE | AZUL |
| AZUL | BLANCO |
| AZUL | CELESTE |

APPROVAL: FIVB TECHNICAL DELEGATE



P-4 VOLLEYBALL • Collated results & ranking



IV Campeonato Centroamericano Sub 23 Masculino
Results of Tuesday, 18' 18e 'September' 18e '2018

MATCH RESULTS

FINAL

| No | Date | Teams | Set | Result per set (points) | | | | | Total Points | Time | Spectators |
|----|------------|-----------|-----|-------------------------|-------|-------|-------|-------|--------------|------|------------|
| | | | | 1 | 2 | 3 | 4 | 5 | | | |
| 1 | 16/09/2018 | PAN - ESA | 3-0 | 25-19 | 25-22 | 25-19 | | | 75- 60 | 1:28 | 75 |
| 2 | 16/09/2018 | CRC - HON | 0-3 | 21-25 | 17-25 | 23-25 | | | 61- 75 | 1:22 | 125 |
| 3 | 16/09/2018 | BIZ - NCA | 0-3 | 16-25 | 23-25 | 19-25 | | | 58- 75 | 1:25 | 100 |
| 4 | 17/09/2018 | ESA - CRC | 0-3 | 23-25 | 18-25 | 18-25 | | | 59- 75 | 1:22 | 75 |
| 5 | 17/09/2018 | HON - BIZ | 3-1 | 25-20 | 25-22 | 21-25 | 25-20 | | 96- 87 | 1:45 | 100 |
| 6 | 17/09/2018 | GUA - PAN | 3-0 | 25-21 | 25-15 | 25-18 | | | 75- 54 | 1:22 | 250 |
| 7 | 18/09/2018 | NCA - CRC | 3-2 | 25-15 | 21-25 | 24-26 | 26-24 | 15-12 | 111-102 | 2:23 | 100 |
| 8 | 18/09/2018 | HON - PAN | 1-3 | 19-25 | 16-25 | 25-22 | 22-25 | | 82- 97 | 1:55 | 125 |
| 9 | 18/09/2018 | ESA - GUA | 0-3 | 12-25 | 14-25 | 14-25 | | | 40- 75 | 1:10 | 300 |
| 10 | 19/09/2018 | PAN - CRC | | | | | | | | | |
| 11 | 19/09/2018 | ESA - NCA | | | | | | | | | |
| 12 | 19/09/2018 | GUA - BIZ | | | | | | | | | |
| 13 | 20/09/2018 | HON - ESA | | | | | | | | | |
| 14 | 20/09/2018 | BIZ - PAN | | | | | | | | | |
| 15 | 20/09/2018 | NCA - GUA | | | | | | | | | |
| 16 | 21/09/2018 | CRC - BIZ | | | | | | | | | |
| 17 | 21/09/2018 | PAN - NCA | | | | | | | | | |
| 18 | 21/09/2018 | GUA - HON | | | | | | | | | |
| 19 | 22/09/2018 | BIZ - ESA | | | | | | | | | |
| 20 | 22/09/2018 | NCA - HON | | | | | | | | | |
| 21 | 22/09/2018 | CRC - GUA | | | | | | | | | |

TEAM RANKING

FINAL

| Rk | Code | Team | Matches | | | | Results Details | | | | | | Points | | | Sets | | |
|----|------|-------------|---------|---|---|---|-----------------|-----|-----|-----|-----|-----|--------|-----|-------|------|---|-------|
| | | | Pts | T | W | L | 3-0 | 3-1 | 3-2 | 2-3 | 1-3 | 0-3 | W | L | Ratio | W | L | Ratio |
| 1 | GUA | Guatemala | 10 | 2 | 2 | 0 | 2 | 0 | 0 | 0 | 0 | 0 | 150 | 94 | 1.596 | 6 | 0 | MAX |
| 2 | HON | Honduras | 10 | 3 | 2 | 1 | 1 | 1 | 0 | 0 | 1 | 0 | 253 | 245 | 1.033 | 7 | 4 | 1.750 |
| 3 | PAN | Panama | 9 | 3 | 2 | 1 | 1 | 1 | 0 | 0 | 0 | 1 | 226 | 217 | 1.041 | 6 | 4 | 1.500 |
| 4 | NCA | Nicaragua | 8 | 2 | 2 | 0 | 1 | 0 | 1 | 0 | 0 | 0 | 186 | 160 | 1.163 | 6 | 2 | 3.000 |
| 5 | CRC | Costa Rica | 7 | 3 | 1 | 2 | 1 | 0 | 0 | 1 | 0 | 1 | 238 | 245 | 0.971 | 5 | 6 | 0.833 |
| 6 | BIZ | Belize | 1 | 2 | 0 | 2 | 0 | 0 | 0 | 0 | 1 | 1 | 145 | 171 | 0.848 | 1 | 6 | 0.167 |
| 7 | ESA | El Salvador | 0 | 3 | 0 | 3 | 0 | 0 | 0 | 0 | 0 | 3 | 159 | 225 | 0.707 | 0 | 9 | |





P-2 VOLLEYBALL • Match result



IV Campeonato Centroamericano Sub 23 Masculino FINAL

Match: 7 **Date:** 18/09/2018 **Spectators:** 100
City: Guatemala
Hall: Teodoro Palacios Flores
Match duration: **Start:** 15:00 **End:** 17:23 **Total:** 2:23

| Teams | Sets | 1 | 2 | 3 | 4 | 5 | Total |
|---------------------|----------|------|------|------|------|------|-------|
| NCA | 3 | 25 | 21 | 24 | 26 | 15 | 111 |
| CRC | 2 | 15 | 25 | 26 | 24 | 12 | 102 |
| Set duration | | 0:26 | 0:26 | 0:31 | 0:29 | 0:19 | 2:11 |

Referees: Menjivar, Jose (ESA) & McField, Anthony (BIZ)

| NCA • Nicaragua | | | | | | CRC • Costa Rica | | | | | | | | |
|-----------------|------------------------|---|---|---|---|------------------|----|----|----------------------|---|---|---|-----|----|
| | 1 | 2 | 3 | 4 | 5 | Pts | | 1 | 2 | 3 | 4 | 5 | Pts | |
| 1 | Zeledon Jonny (OH) | ■ | ■ | ■ | ■ | ■ | 28 | 1 | Gomez Pablo (OH) | □ | □ | □ | 1 | |
| 2 | Garcia Denis (OP) | ■ | ■ | ■ | □ | ■ | 12 | 2 | Brown Jason (MB) | ■ | ■ | ■ | ■ | 3 |
| 3 | Baquedano Romnier (OP) | □ | □ | ■ | □ | 2 | 2 | 4 | Carazo Manrique (OH) | □ | □ | □ | □ | 2 |
| 4 | Reyes Enmanuel (MB) | ■ | ■ | ■ | ■ | 1 | 1 | 7 | Salas Mariano (OH) | ■ | ■ | ■ | ■ | 13 |
| 5 | Valdivia Ronny (OH) | □ | □ | □ | □ | 3 | 3 | 8 | Quiros Elder (OH) | ■ | ■ | ■ | ■ | 24 |
| 6 | Rostran Jordy (MB) | | | □ | □ | ■ | | 10 | Gutierrez Luis (S) | ■ | ■ | ■ | ■ | 1 |
| 7 | Cardoza Rigoberto (MB) | | | | | | | 11 | Arrieta Juan (MB) | | □ | | | |
| 8 | Cuadra Diego (MB) | ■ | ■ | ■ | ■ | ■ | 6 | 12 | Murillo Luis (S) | □ | □ | □ | □ | |
| 9 | Cerda Ronny (S) | ■ | ■ | ■ | ■ | ■ | 3 | 14 | Ramirez Oscar (OH) | ■ | ■ | ■ | ■ | 15 |
| 10 | L Castillo Miguel (L) | L | L | L | L | L | | 15 | Padilla Luis (S) | | | | | |
| 11 | Barrios Gabriel (S) | □ | □ | □ | □ | □ | 1 | 18 | L Chacon Fabian (L) | L | L | L | L | L |
| 12 | Hernandez Byron (OH) | ■ | ■ | ■ | ■ | ■ | 8 | 22 | Solano Gilberth (OP) | ■ | ■ | ■ | ■ | 15 |

Coach: Hernandez, Osman (NCA)
Assistant: Navarrete, Bayardo (NCA)

Coach: Acuna, Juan (CRC)
Assistant: Palma, Marco (CRC)

TEAMS AND PLAYERS PERFORMANCES

| Won Pts | Total Atts | No Name | Scoring Skills | Won Pts | Total Atts | No Name |
|-----------|------------|------------------------|-------------------------|-----------|------------|-------------------------|
| 55 | 127 | Total Team | | 61 | 140 | Total Team |
| 25 | 45 | 1 Zeledon Jonny (OH) | Spike | 21 | 28 | 8 Quiros Elder (OH) |
| 12 | 29 | 2 Garcia Denis (OP) | | 14 | 34 | 14 Ramirez Oscar (OH) |
| 6 | 64 | Total Team | Block | 9 | 65 | Total Team |
| 3 | 10 | 9 Cerda Ronny (S) | | 4 | 11 | 22 Solano Gilberth (OP) |
| 2 | 14 | 8 Cuadra Diego (MB) | Serve | 1 | 12 | 8 Quiros Elder (OH) |
| 3 | 110 | Total Team | | 4 | 103 | Total Team |
| 2 | 12 | 1 Zeledon Jonny (OH) | Opp. error | 2 | 19 | 8 Quiros Elder (OH) |
| 1 | 6 | 11 Barrios Gabriel (S) | | 1 | 15 | 2 Brown Jason (MB) |
| 47 | | Total Team | Total | 28 | | Total Team |
| 111 | 301 | Total Team | | 102 | 308 | Total Team |
| 28 | 63 | 1 Zeledon Jonny (OH) | Best Scorer | 24 | 59 | 8 Quiros Elder (OH) |
| Excellent | Total Atts | No Name | Non scoring Skills | Excellent | Total Atts | No Name |
| 10 | 107 | Total Team | | 15 | 100 | Total Team |
| 6 | 40 | 10 Castillo Miguel (L) | Dig | 7 | 36 | 18 Chacon Fabian (L) |
| 2 | 6 | 11 Barrios Gabriel (S) | | 2 | 8 | 22 Solano Gilberth (OP) |
| 26 | 111 | Total Team | Set | 29 | 127 | Total Team |
| 24 | 94 | 9 Cerda Ronny (S) | | 27 | 109 | 10 Gutierrez Luis (S) |
| 40 | 81 | Total Team | Reception | 40 | 93 | Total Team |
| 15 | 27 | 1 Zeledon Jonny (OH) | Success - Faults | 18 | 28 | 18 Chacon Fabian (L) |
| 14 | 23 | 10 Castillo Miguel (L) | # Attempts | 13 | 35 | 14 Ramirez Oscar (OH) |

■ Starting line-up Pts = Points scored [nn] = Captain
 □ Substitute Atts = Attempts L = Libero
 Opp = Opponent





P-2 VOLLEYBALL • Match result



IV Campeonato Centroamericano Sub 23 Masculino FINAL

Match: 8 **Date:** 18/09/2018 **Spectators:** 125
City: Guatemala
Hall: Teodoro Palacios Flores
Match duration: **Start:** 18:04 **End:** 19:59 **Total:** 1:55

| Teams | Sets | 1 | 2 | 3 | 4 | 5 | Total |
|---------------------|------|------|------|------|------|---|-------|
| HON | 1 | 19 | 16 | 25 | 22 | | 82 |
| PAN | 3 | 25 | 25 | 22 | 25 | | 97 |
| Set duration | | 0:25 | 0:24 | 0:28 | 0:29 | | 1:46 |

Referees: Morataya, Edwin (GUA) & Izquierdo, Maria (NCA)

| HON • Honduras | | | | | | | PAN • Panama | | | | | | |
|----------------|---|---|---|---|---|-----|--------------|---|---|---|---|---|-----|
| | 1 | 2 | 3 | 4 | 5 | Pts | | 1 | 2 | 3 | 4 | 5 | Pts |
| 2 | ■ | ■ | ■ | ■ | | 2 | 1 | ■ | ■ | ■ | ■ | | 2 |
| 5 | | □ | | | | | 2 L | L | L | L | L | | |
| 6 | | | | | | | 4 | ■ | ■ | ■ | ■ | | 6 |
| 7 L | L | L | L | L | | | 5 | | □ | | | | 2 |
| 8 | ■ | ■ | ■ | ■ | | 14 | 6 | ■ | ■ | ■ | ■ | | 17 |
| 9 | ■ | ■ | ■ | ■ | | 16 | 7 | ■ | ■ | ■ | ■ | | 3 |
| 10 | ■ | ■ | ■ | ■ | | 5 | 8 | ■ | ■ | ■ | ■ | | 24 |
| 13 | ■ | ■ | ■ | ■ | | 13 | 9 | | | □ | | | |
| 14 | ■ | ■ | ■ | ■ | | 10 | 10 | | □ | □ | □ | | 4 |
| 16 | | | | | | | 11 | | | | | | |
| 17 | | | | | | | 12 | ■ | ■ | ■ | ■ | | 13 |
| 19 | | | | | | | 20 L | L | L | L | L | | |

Coach: Leon, Juan (CUB)
Assistant: Castillo, Alejandro (HON)

Coach: Angulo, Horacio (PAN)
Assistant: Medina, Eduardo (PAN)

TEAMS AND PLAYERS PERFORMANCES

| Won Pts | Total Atts | No Name | Scoring Skills | Won Pts | Total Atts | No Name |
|-----------|------------|------------------------|-------------------------|-----------|------------|--------------------------|
| 47 | 145 | Total Team | | 59 | 146 | Total Team |
| 13 | 40 | 13 Menjivar Juan (OP) | Spike | 22 | 43 | 8 Williams Felix (OH) |
| 12 | 32 | 9 Duran Arturo (OH) | | 12 | 19 | 12 West Ludrik (MB) |
| 10 | 77 | Total Team | Block | 9 | 68 | Total Team |
| 5 | 15 | 8 Reyes Irvin (MB) | | 3 | 9 | 6 Soto Jose (OH) |
| 3 | 23 | 10 Bulnes William (MB) | Serve | 2 | 17 | 7 Rodriguez Rodrigo (MB) |
| 3 | 83 | Total Team | | 3 | 96 | Total Team |
| 2 | 19 | 9 Duran Arturo (OH) | Opp. error | 2 | 20 | 6 Soto Jose (OH) |
| 1 | 10 | 8 Reyes Irvin (MB) | | 1 | 22 | 8 Williams Felix (OH) |
| 22 | | Total Team | Total | 26 | | Total Team |
| 82 | 305 | Total Team | | 97 | 310 | Total Team |
| 16 | 63 | 9 Duran Arturo (OH) | Best Scorer | 24 | 70 | 8 Williams Felix (OH) |
| Excellent | Total Atts | No Name | Non scoring Skills | Excellent | Total Atts | No Name |
| 19 | 102 | Total Team | | 16 | 122 | Total Team |
| 13 | 49 | 7 Ortiz Hector (L) | Dig | 10 | 43 | 2 Miranda Rellinal (L) |
| 2 | 19 | 2 Avila Alejandro (S) | | 4 | 19 | 6 Soto Jose (OH) |
| 16 | 136 | Total Team | Set | 28 | 129 | Total Team |
| 16 | 115 | 2 Avila Alejandro (S) | | 26 | 113 | 1 Diaz Astergio (S) |
| 34 | 91 | Total Team | Reception | 40 | 78 | Total Team |
| 13 | 24 | 7 Ortiz Hector (L) | Success - Faults | 20 | 32 | 2 Miranda Rellinal (L) |
| 13 | 29 | 9 Duran Arturo (OH) | # Attempts | 13 | 26 | 20 Quintero Fernando (L) |

■ Starting line-up Pts = Points scored [nn] = Captain
 □ Substitute Atts = Attempts L = Libero
 Opp = Opponent





P-2 VOLLEYBALL • Match result



IV Campeonato Centroamericano Sub 23 Masculino FINAL

Match: 9 **Date:** 18/09/2018 **Spectators:** 300
City: Guatemala
Hall: Teodoro Palacios Flores
Match duration: **Start:** 20:38 **End:** 21:48 **Total:** 1:10

| Teams | Sets | 1 | 2 | 3 | 4 | 5 | Total |
|---------------------|------|------|------|------|---|---|-------|
| ESA | 0 | 12 | 14 | 14 | | | 40 |
| GUA | 3 | 25 | 25 | 25 | | | 75 |
| Set duration | | 0:20 | 0:22 | 0:22 | | | 1:04 |

Referees: Matamoros, Mauricio (HON) & Hernandez, Cinthya (CRC)

| ESA • El Salvador | | 1 | 2 | 3 | 4 | 5 | Pts | GUA • Guatemala | | 1 | 2 | 3 | 4 | 5 | Pts |
|--|----------------------|---|---|---|---|---|-----|--|------------------------|---|---|---|---|---|-----|
| 1 | Martinez Walter (S) | | | | | | | 1 | Paz Jonatan (OH) | | | | | | |
| 3 | Palma Josue (OH) | ■ | ■ | ■ | | | 6 | 2 | Lopez Carlos (OH) | ■ | ■ | ■ | | | 11 |
| 5 | L Parada Javier (L) | L | L | L | | | | 3 | Chacon Wagner (OH) | ■ | ■ | ■ | | | 9 |
| 7 | Platero Manuel (MB) | ■ | ■ | ■ | | | 4 | 4 | Hernandez Jason (MB) | | □ | □ | | | 1 |
| 8 | Vargas Cristian (S) | ■ | ■ | ■ | | | | 5 | Flores Erick (OP) | ■ | ■ | ■ | | | 8 |
| 9 | Ramos Eduardo (MB) | ■ | ■ | ■ | | | 7 | 6 | Pineda Edras (MB) | ■ | ■ | ■ | | | 14 |
| 11 | Godoy Banner (OP) | ■ | | | | | 2 | 7 | Ruano Adan (S) | ■ | ■ | ■ | | | 1 |
| 12 | Arteaga Aaron (MB) | | ■ | | | | 1 | 8 | L Santacruz Luis (L) | L | L | L | | | |
| 14 | Garcia Cristian (MB) | | | | ■ | | | 9 | Maldonado Edgar (OP) | | □ | □ | | | 3 |
| 15 | Aleman Luis (OH) | | | | | □ | | 10 | Ralon Diego (S) | | □ | □ | | | |
| 16 | L Garcia Rodrigo (L) | L | L | L | | | | 11 | Mendoza Ricardo (MB) | ■ | ■ | ■ | | | 3 |
| 21 | Moran Bill (OH) | ■ | ■ | ■ | | | 3 | 12 | L Quinonez Gabriel (L) | | | | L | L | |
| Coach: Alabi, Feridth (ESA) Assistant: Galdamez, Juan (ESA) | | | | | | | | Coach: Lucas, Reider (CUB) Assistant: Castaneda, Luis (GUA) | | | | | | | |

TEAMS AND PLAYERS PERFORMANCES

| Won Pts | Total Atts | No Name | Scoring Skills | Won Pts | Total Atts | No Name |
|-----------|------------|-----------------------|--------------------|-----------|------------|-------------------------|
| 17 | 76 | Total Team | | 37 | 71 | Total Team |
| 7 | 20 | 9 Ramos Eduardo (MB) | Spike | 10 | 13 | 6 Pineda Edras (MB) |
| 5 | 26 | 3 Palma Josue (OH) | | 8 | 18 | 2 Lopez Carlos (OH) |
| 5 | 30 | Total Team | Block | 7 | 29 | Total Team |
| 2 | 4 | 7 Platero Manuel (MB) | | 3 | 5 | 6 Pineda Edras (MB) |
| 2 | 7 | 21 Moran Bill (OH) | Serve | 1 | 5 | 2 Lopez Carlos (OH) |
| 1 | 42 | Total Team | | 6 | 73 | Total Team |
| 1 | 6 | 7 Platero Manuel (MB) | Opp. error | 2 | 17 | 2 Lopez Carlos (OH) |
| 17 | | Total Team | | 1 | 21 | 7 Ruano Adan (S) |
| 40 | 148 | Total Team | Opp. error Total | 25 | | Total Team |
| | | | | 75 | 173 | Total Team |
| 7 | 31 | 9 Ramos Eduardo (MB) | Best Scorer | 14 | 26 | 6 Pineda Edras (MB) |
| Excellent | Total Atts | No Name | Non scoring Skills | Excellent | Total Atts | No Name |
| 7 | 58 | Total Team | | 13 | 57 | Total Team |
| 2 | 10 | 21 Moran Bill (OH) | Dig | 6 | 15 | 8 Santacruz Luis (L) |
| 2 | 7 | 16 Garcia Rodrigo (L) | | 2 | 5 | 12 Quinonez Gabriel (L) |
| 7 | 66 | Total Team | Set | 26 | 60 | Total Team |
| 7 | 49 | 8 Vargas Cristian (S) | | 18 | 39 | 7 Ruano Adan (S) |
| 21 | 62 | Total Team | Reception | 23 | 34 | Total Team |
| 8 | 16 | 21 Moran Bill (OH) | Success - Faults | 11 | 14 | 8 Santacruz Luis (L) |
| 8 | 26 | 5 Parada Javier (L) | # Attempts | 4 | 10 | 3 Chacon Wagner (OH) |

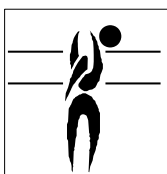
■ Starting line-up Pts = Points scored [nn] = Captain
□ Substitute Atts = Attempts L = Libero
Opp = Opponent





P-5 VOLLEYBALL • Players ranking by skills

IV Campeonato Centroamericano Sub 23 Masculino



Best Scorers

| Rk | No | Name | Team | Spike | Block | Serve | Total |
|-------------------------|----|---------------------------|------|-------|-------|-------|-------|
| 1 | 8 | Williams Felix (OH) | PAN | 46 | 4 | 1 | 51 |
| 2 | 8 | Quiros Elder (OH) | CRC | 36 | 5 | 3 | 44 |
| 3 | 1 | Zeledon Jonny (OH) | NCA | 34 | 2 | 5 | 41 |
| 4 | 9 | Duran Arturo (OH) | HON | 32 | 6 | 2 | 40 |
| 5 | 6 | Soto Jose (OH) | PAN | 29 | 4 | 2 | 35 |
| 5 | 13 | Menjivar Juan (OP) | HON | 33 | 2 | 0 | 35 |
| 7 | 7 | Salas Mariano (OH) | CRC | 28 | 3 | 2 | 33 |
| 8 | 6 | Hauze Francis (OH) | BIZ | 28 | 4 | 0 | 32 |
| 8 | 12 | West Ludrik (MB) | PAN | 26 | 5 | 1 | 32 |
| 10 | 8 | Reyes Irvin (MB) | HON | 18 | 11 | 1 | 30 |
| 11 | 22 | Solano Gilberth (OP) | CRC | 21 | 7 | 1 | 29 |
| 12 | 3 | Palma Josue (OH) | ESA | 24 | 2 | 0 | 26 |
| 13 | 14 | Espinal Jose (OH) | HON | 24 | 1 | 0 | 25 |
| 14 | 5 | Flores Erick (OP) | GUA | 19 | 3 | 2 | 24 |
| 14 | 2 | Garcia Denis (OP) | NCA | 23 | 1 | 0 | 24 |
| 16 | 2 | Lopez Carlos (OH) | GUA | 19 | 1 | 2 | 22 |
| 16 | 3 | Chacon Wagner (OH) | GUA | 18 | 3 | 1 | 22 |
| 16 | 14 | Ramirez Oscar (OH) | CRC | 20 | 1 | 1 | 22 |
| 19 | 8 | Avila Daryl (OH) | BIZ | 18 | 3 | 0 | 21 |
| 20 | 11 | Godoy Banner (OP) | ESA | 16 | 3 | 0 | 19 |
| 20 | 10 | Bulnes William (MB) | HON | 11 | 6 | 2 | 19 |
| 22 | 6 | Pineda Edras (MB) | GUA | 14 | 3 | 1 | 18 |
| 22 | 2 | Cayetano Lirisi (MB) | BIZ | 16 | 2 | 0 | 18 |
| 24 | 4 | Osorios David (OP) | PAN | 12 | 3 | 0 | 15 |
| 25 | 9 | Ramos Eduardo (MB) | ESA | 13 | 1 | 0 | 14 |
| 25 | 7 | Platero Manuel (MB) | ESA | 7 | 6 | 1 | 14 |
| 25 | 2 | Brown Jason (MB) | CRC | 8 | 5 | 1 | 14 |
| 25 | 2 | Avila Alejandro (S) | HON | 4 | 9 | 1 | 14 |
| 29 | 12 | Hernandez Byron (OH) | NCA | 12 | 1 | 0 | 13 |
| 30 | 11 | Jenkins Michael (OP) | BIZ | 12 | 0 | 0 | 12 |
| 30 | 21 | Moran Bill (OH) | ESA | 9 | 3 | 0 | 12 |
| 32 | 8 | Cuadra Diego (MB) | NCA | 7 | 3 | 0 | 10 |
| 33 | 11 | Mendoza Ricardo (MB) | GUA | 5 | 3 | 1 | 9 |
| 34 | 10 | Campbell Joel (OH) | PAN | 8 | 0 | 0 | 8 |
| 34 | 4 | Carazo Manrique (OH) | CRC | 6 | 0 | 2 | 8 |
| 36 | 1 | Diaz Astergio (S) | PAN | 0 | 4 | 3 | 7 |
| 37 | 9 | Maldonado Edgar (OP) | GUA | 5 | 1 | 0 | 6 |
| 37 | 9 | Cerda Ronny (S) | NCA | 1 | 5 | 0 | 6 |
| 37 | 11 | Sanchez Daniel (MB) | PAN | 3 | 3 | 0 | 6 |
| 40 | 4 | Reyes Enmanuel (MB) | NCA | 2 | 3 | 0 | 5 |
| 41 | 5 | Camarena Alejandro (OH) | PAN | 4 | 0 | 0 | 4 |
| 41 | 7 | Rodriguez Rodrigo (MB) | PAN | 2 | 2 | 0 | 4 |
| 41 | 1 | Gomez Pablo (OH) | CRC | 3 | 1 | 0 | 4 |
| 41 | 11 | Arrieta Juan (MB) | CRC | 1 | 1 | 2 | 4 |
| 45 | 7 | Ruano Adan (S) | GUA | 1 | 1 | 1 | 3 |
| 45 | 13 | Quintanilla Johnatan (MB) | BIZ | 0 | 1 | 2 | 3 |
| 45 | 3 | Baquedano Romnier (OP) | NCA | 3 | 0 | 0 | 3 |
| 45 | 5 | Valdivia Ronny (OH) | NCA | 3 | 0 | 0 | 3 |
| 49 | 10 | Nunez Gabriel (OH) | BIZ | 1 | 1 | 0 | 2 |
| 49 | 7 | Caliz Ernan (S) | BIZ | 0 | 2 | 0 | 2 |
| Total tournament | | | | 690 | 144 | 44 | 878 |





P-5 VOLLEYBALL • Players ranking by skills

IV Campeonato Centroamericano Sub 23 Masculino



Best Spikers

Limit: 15.00%

| Rk | No | Name | Team | Spikes | Faults | Shots | Total Attempts | Succ. % |
|-------------------------|----|----------------------|------|--------|--------|-------|----------------|---------|
| 1 | 8 | Quiros Elder (OH) | CRC | 36 | 7 | 15 | 58 | 62.07 |
| 2 | 5 | Flores Erick (OP) | GUA | 19 | 6 | 10 | 35 | 54.29 |
| 3 | 1 | Zeledon Jonny (OH) | NCA | 34 | 12 | 23 | 69 | 49.28 |
| 4 | 2 | Lopez Carlos (OH) | GUA | 19 | 5 | 17 | 41 | 46.34 |
| 5 | 8 | Williams Felix (OH) | PAN | 46 | 14 | 43 | 103 | 44.66 |
| 6 | 2 | Garcia Denis (OP) | NCA | 23 | 4 | 25 | 52 | 44.23 |
| 7 | 7 | Salas Mariano (OH) | CRC | 28 | 11 | 26 | 65 | 43.08 |
| 8 | 22 | Solano Gilberth (OP) | CRC | 21 | 12 | 17 | 50 | 42.00 |
| 9 | 6 | Soto Jose (OH) | PAN | 29 | 15 | 28 | 72 | 40.28 |
| 10 | 9 | Duran Arturo (OH) | HON | 32 | 15 | 39 | 86 | 37.21 |
| Total Tournament | | | | 690 | 329 | 853 | 1,872 | 36.86 |



Best Blockers


| Rk | No | Name | Team | Kill Blocks | Faults | Rebounds | Total Attempts | Avg. by set |
|-------------------------|----|----------------------|------|-------------|--------|----------|----------------|-------------|
| 1 | 8 | Reyes Irvin (MB) | HON | 11 | 14 | 13 | 38 | 1.00 |
| 2 | 2 | Avila Alejandro (S) | HON | 9 | 16 | 17 | 42 | 0.82 |
| 3 | 7 | Platero Manuel (MB) | ESA | 6 | 11 | 11 | 28 | 0.67 |
| 4 | 22 | Solano Gilberth (OP) | CRC | 7 | 13 | 5 | 25 | 0.64 |
| 5 | 9 | Cerda Ronny (S) | NCA | 5 | 3 | 7 | 15 | 0.63 |
| 6 | 6 | Hauze Francis (OH) | BIZ | 4 | 7 | 6 | 17 | 0.57 |
| 7 | 9 | Duran Arturo (OH) | HON | 6 | 11 | 14 | 31 | 0.55 |
| 8 | 10 | Bulnes William (MB) | HON | 6 | 17 | 19 | 42 | 0.55 |
| 9 | 6 | Pineda Edras (MB) | GUA | 3 | 3 | 7 | 13 | 0.50 |
| 10 | 11 | Mendoza Ricardo (MB) | GUA | 3 | 4 | 10 | 17 | 0.50 |
| Total Tournament | | | | 144 | 348 | 387 | 879 | 4.65 |



Best Servers

| Rk | No | Name | Team | Aces | Faults | Serve Hits | Total Attempts | Avg. by set |
|-------------------------|----|---------------------------|------|------|--------|------------|----------------|-------------|
| 1 | 1 | Zeledon Jonny (OH) | NCA | 5 | 7 | 12 | 24 | 0.63 |
| 2 | 2 | Lopez Carlos (OH) | GUA | 2 | 5 | 23 | 30 | 0.33 |
| 3 | 5 | Flores Erick (OP) | GUA | 2 | 4 | 5 | 11 | 0.33 |
| 4 | 1 | Diaz Astergio (S) | PAN | 3 | 6 | 35 | 44 | 0.30 |
| 5 | 13 | Quintanilla Johnatan (MB) | BIZ | 2 | 2 | 8 | 12 | 0.29 |
| 6 | 8 | Quiros Elder (OH) | CRC | 3 | 11 | 23 | 37 | 0.27 |
| 7 | 6 | Soto Jose (OH) | PAN | 2 | - | 37 | 39 | 0.20 |
| 8 | 9 | Duran Arturo (OH) | HON | 2 | 2 | 50 | 54 | 0.18 |
| 9 | 10 | Bulnes William (MB) | HON | 2 | 2 | 40 | 44 | 0.18 |
| 10 | 7 | Salas Mariano (OH) | CRC | 2 | 7 | 27 | 36 | 0.18 |
| Total Tournament | | | | 44 | 164 | 1,149 | 1,357 | 1.42 |





Best Diggers

| Rk | No | Name | Team | Digs | Faults | Receptions | Total Attempts | Avg. by set |
|-------------------------|----|----------------------|------|------|--------|------------|----------------|-------------|
| 1 | 10 | Castillo Miguel (L) | NCA | 17 | 14 | 36 | 67 | 2.13 |
| 2 | 7 | Ortiz Hector (L) | HON | 22 | 21 | 52 | 95 | 2.00 |
| 3 | 2 | Miranda Rellinal (L) | PAN | 18 | 15 | 49 | 82 | 1.80 |
| 4 | 8 | Santacruz Luis (L) | GUA | 9 | 7 | 25 | 41 | 1.50 |
| 5 | 18 | Chacon Fabian (L) | CRC | 11 | 16 | 47 | 74 | 1.00 |
| 6 | 4 | Manzanero Ilyich (L) | BIZ | 7 | 19 | 17 | 43 | 1.00 |
| 7 | 12 | Quinonez Gabriel (L) | GUA | 5 | 1 | 4 | 10 | 0.83 |
| 8 | 5 | Parada Javier (L) | ESA | 7 | 12 | 28 | 47 | 0.78 |
| 9 | 3 | Palma Josue (OH) | ESA | 7 | 7 | 11 | 25 | 0.78 |
| 10 | 6 | Soto Jose (OH) | PAN | 7 | 12 | 20 | 39 | 0.70 |
| Total Tournament | | | | 186 | 409 | 783 | 1,378 | 6.00 |



Best Setters

| Rk | No | Name | Team | Running Sets | Faults | Still Sets | Total Attempts | Avg. by set |
|-------------------------|----|---------------------|------|--------------|--------|------------|----------------|-------------|
| 1 | 7 | Ruano Adan (S) | GUA | 37 | 1 | 70 | 108 | 6.17 |
| 2 | 9 | Cerda Ronny (S) | NCA | 47 | 1 | 108 | 156 | 5.88 |
| 3 | 1 | Diaz Astergio (S) | PAN | 54 | 4 | 197 | 255 | 5.40 |
| 4 | 2 | Avila Alejandro (S) | HON | 59 | 2 | 213 | 274 | 5.36 |
| 5 | 7 | Caliz Ernan (S) | BIZ | 32 | 6 | 154 | 192 | 4.57 |
| 6 | 10 | Gutierrez Luis (S) | CRC | 47 | 3 | 120 | 170 | 4.27 |
| 7 | 8 | Vargas Cristian (S) | ESA | 35 | 3 | 146 | 184 | 3.89 |
| 8 | 12 | Murillo Luis (S) | CRC | 21 | 2 | 62 | 85 | 1.91 |
| 9 | 10 | Ralon Diego (S) | GUA | 10 | - | 17 | 27 | 1.67 |
| 10 | 11 | Barrios Gabriel (S) | NCA | 4 | - | 10 | 14 | 0.50 |
| Total Tournament | | | | 355 | 33 | 1,339 | 1,727 | 11.45 |



Best Receivers


Limit: 20.00%

| Rk | No | Name | Team | Excellents | Faults | Serve Receptions | Total Attempts | Eff. % |
|-------------------------|----|-----------------------|------|------------|--------|------------------|----------------|--------|
| 1 | 8 | Santacruz Luis (L) | GUA | 25 | 1 | 11 | 37 | 64.86 |
| 2 | 1 | Zeledon Jonny (OH) | NCA | 24 | - | 15 | 39 | 61.54 |
| 3 | 18 | Chacon Fabian (L) | CRC | 46 | 1 | 28 | 75 | 60.00 |
| 4 | 10 | Castillo Miguel (L) | NCA | 28 | 2 | 14 | 44 | 59.09 |
| 5 | 2 | Miranda Rellinal (L) | PAN | 39 | 2 | 28 | 69 | 53.62 |
| 6 | 2 | Lopez Carlos (OH) | GUA | 10 | - | 9 | 19 | 52.63 |
| 7 | 7 | Ortiz Hector (L) | HON | 31 | 3 | 22 | 56 | 50.00 |
| 8 | 20 | Quintero Fernando (L) | PAN | 22 | 2 | 19 | 43 | 46.51 |
| 9 | 3 | Chacon Wagner (OH) | GUA | 11 | - | 13 | 24 | 45.83 |
| 10 | 12 | Hernandez Byron (OH) | NCA | 14 | 2 | 13 | 29 | 41.38 |
| Total Tournament | | | | 504 | 45 | 638 | 1,187 | 38.67 |



P-5 VOLLEYBALL • Players ranking by skills

IV Campeonato Centroamericano Sub 23 Masculino



Best Liberos

| Rk | No | Name | Team | Excellents | Faults | In play | Total attempts | Avg. by set |
|----|----|-----------------------|------|------------|--------|---------|----------------|-------------|
| 1 | 2 | Miranda Rellinal (L) | PAN | 57 | 17 | 77 | 151 | 5.70 |
| 2 | 8 | Santacruz Luis (L) | GUA | 34 | 8 | 36 | 78 | 5.67 |
| 3 | 10 | Castillo Miguel (L) | NCA | 45 | 16 | 50 | 111 | 5.63 |
| 4 | 18 | Chacon Fabian (L) | CRC | 57 | 17 | 75 | 149 | 5.18 |
| 5 | 7 | Ortiz Hector (L) | HON | 53 | 24 | 74 | 151 | 4.82 |
| 6 | 4 | Manzanero Ilyich (L) | BIZ | 25 | 21 | 47 | 93 | 3.57 |
| 7 | 5 | Parada Javier (L) | ESA | 32 | 19 | 65 | 116 | 3.56 |
| 8 | 20 | Quintero Fernando (L) | PAN | 27 | 7 | 30 | 64 | 2.70 |
| 9 | 12 | Quinonez Gabriel (L) | GUA | 9 | 1 | 4 | 14 | 1.50 |
| 10 | 16 | Garcia Rodrigo (L) | ESA | 2 | 8 | 4 | 14 | 0.22 |





P-6 VOLLEYBALL • Teams ranking by skills

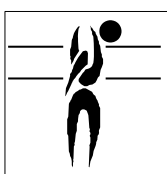
IV Campeonato Centroamericano Sub 23 Masculino



Best Spikers

Limit: 15.00%

| Rk | Team | Spikes | Faults | Shots | Total Attempts | Succ. % |
|-------------------------|-----------------|--------|--------|-------|----------------|---------|
| 1 | GUA Guatemala | 82 | 21 | 75 | 178 | 46.07 |
| 2 | CRC Costa Rica | 124 | 58 | 125 | 307 | 40.39 |
| 3 | NCA Nicaragua | 85 | 31 | 96 | 212 | 40.09 |
| 4 | PAN Panama | 130 | 51 | 169 | 350 | 37.14 |
| 5 | HON Honduras | 122 | 63 | 158 | 343 | 35.57 |
| 6 | BIZ Belize | 75 | 49 | 99 | 223 | 33.63 |
| 7 | ESA El Salvador | 72 | 56 | 131 | 259 | 27.80 |
| Total Tournament | | 690 | 329 | 853 | 1,872 | 36.86 |



Best Blockers


| Rk | Team | Kill Blocks | Faults | Rebounds | Total Attempts | Avg. by set |
|-------------------------|-----------------|-------------|--------|----------|----------------|-------------|
| 1 | HON Honduras | 35 | 75 | 81 | 191 | 3.18 |
| 2 | GUA Guatemala | 15 | 23 | 43 | 81 | 2.50 |
| 2 | PAN Panama | 25 | 59 | 87 | 171 | 2.50 |
| 4 | CRC Costa Rica | 23 | 63 | 47 | 133 | 2.09 |
| 5 | ESA El Salvador | 18 | 51 | 46 | 115 | 2.00 |
| 6 | NCA Nicaragua | 15 | 40 | 50 | 105 | 1.88 |
| 7 | BIZ Belize | 13 | 37 | 33 | 83 | 1.86 |
| Total Tournament | | 144 | 348 | 387 | 879 | 4.65 |



Best Servers

| Rk | Team | Aces | Faults | Serve Hits | Total Attempts | Avg. by set |
|-------------------------|-----------------|------|--------|------------|----------------|-------------|
| 1 | GUA Guatemala | 8 | 18 | 120 | 146 | 1.33 |
| 2 | CRC Costa Rica | 13 | 46 | 181 | 240 | 1.18 |
| 3 | NCA Nicaragua | 7 | 24 | 153 | 184 | 0.88 |
| 4 | PAN Panama | 7 | 16 | 203 | 226 | 0.70 |
| 5 | HON Honduras | 6 | 20 | 225 | 251 | 0.55 |
| 6 | BIZ Belize | 2 | 22 | 123 | 147 | 0.29 |
| 7 | ESA El Salvador | 1 | 18 | 144 | 163 | 0.11 |
| Total Tournament | | 44 | 164 | 1,149 | 1,357 | 1.42 |





Best Diggers

| Rk | Team | Digs | Faults | Receptions | Total Attempts | Avg. by set |
|-------------------------|-----------------|------|--------|------------|----------------|-------------|
| 1 | GUA Guatemala | 23 | 29 | 96 | 148 | 3.83 |
| 2 | PAN Panama | 37 | 74 | 174 | 285 | 3.70 |
| 3 | HON Honduras | 37 | 70 | 128 | 235 | 3.36 |
| 4 | NCA Nicaragua | 26 | 53 | 95 | 174 | 3.25 |
| 5 | CRC Costa Rica | 32 | 59 | 109 | 200 | 2.91 |
| 6 | ESA El Salvador | 20 | 74 | 105 | 199 | 2.22 |
| 7 | BIZ Belize | 11 | 50 | 76 | 137 | 1.57 |
| Total Tournament | | 186 | 409 | 783 | 1,378 | 6.00 |



Best Setters

| Rk | Team | Running Sets | Faults | Still Sets | Total Attempts | Avg. by set |
|-------------------------|-----------------|--------------|--------|------------|----------------|-------------|
| 1 | GUA Guatemala | 47 | 1 | 103 | 151 | 7.83 |
| 2 | NCA Nicaragua | 53 | 1 | 136 | 190 | 6.63 |
| 3 | CRC Costa Rica | 70 | 7 | 211 | 288 | 6.36 |
| 4 | PAN Panama | 57 | 7 | 256 | 320 | 5.70 |
| 5 | HON Honduras | 59 | 5 | 253 | 317 | 5.36 |
| 6 | BIZ Belize | 32 | 6 | 179 | 217 | 4.57 |
| 7 | ESA El Salvador | 37 | 6 | 201 | 244 | 4.11 |
| Total Tournament | | 355 | 33 | 1,339 | 1,727 | 11.45 |



Best Receivers

Limit: 20.00%

| Rk | Team | Excellents | Faults | Serve Receptions | Total Attempts | Eff. % |
|-------------------------|-----------------|------------|--------|------------------|----------------|--------|
| 1 | GUA Guatemala | 50 | 1 | 34 | 85 | 57.65 |
| 2 | NCA Nicaragua | 73 | 4 | 53 | 130 | 53.08 |
| 3 | PAN Panama | 89 | 5 | 103 | 197 | 42.64 |
| 4 | CRC Costa Rica | 93 | 5 | 115 | 213 | 41.31 |
| 5 | HON Honduras | 86 | 8 | 126 | 220 | 35.45 |
| 6 | BIZ Belize | 55 | 6 | 94 | 155 | 31.61 |
| 7 | ESA El Salvador | 58 | 16 | 113 | 187 | 22.46 |
| Total Tournament | | 504 | 45 | 638 | 1,187 | 38.67 |



Nicaragua and Guatemala undefeated at Men's U23 AFECVOL

GUATEMALA CITY, Guatemala, September 18, 2018.- Nicaragua and Guatemala remain undefeated after three days of actions at the IV AFECVOL Men's U23 Central American Championship being held at Teodoro Palacios Flores Gymnasium in Guatemala City.

Nicaragua kicked off the day with a dramatic five-set win against Costa Rica 3-2 (25-15, 21-25, 24-26, 26-24, 15-12) while Guatemala was dominant in the last match of the day 3-0 (25-12, 25-14, 25-14) over El Salvador. Both teams have 2-0 record,

Wednesday's program starts with Panama (2-1) against Costa Rica (1-2), followed by El Salvador (0-3) against Nicaragua (2-0) and Guatemala (2-0) plays to Belize (0-2). Honduras (2-1) has the day off.

Nicaragua 3, Costa Rica 2

Nicaragua claimed a dramatic five-set win 3-2 (25-15, 21-25, 24-26, 26-24, 15-12) over Costa Rica. After three days of competition, Nicaragua stands with unbeaten 2-0 record and eight points, and Costa Rica drops to 1-2 with a total of seven points. The winners began strong and with a solid performance to prevail over Costa Rica with a sizeable ten point margin. Costa Rica recovered well and quickly in sets two and three with fast moves, added to their triple blocks over the net. Both teams fought strong in nail biting finish, but Nicaragua celebrated the win taking advantage of Costa Rica's numerous errors. Costa Rica led in all categories, 61-55 in kills, 9-6 in blocks and 4-3 in aces, but allowed 47 points on unforced errors while Nicaragua committed only 28. Nicaragua claimed a dramatic victory carried by outside hitter Jonny Zeledon with a tournament-high so far of 28 points managing to counterattack the next top scorer Elder Quiros of Costa Rica with 24 points. Also contributing to Nicaragua's victory was opposite player Denis Garcia with 12 points. On Costa Rica's side, outside hitter Oscar Ramirez and opposite Gilberth Solano added 15 points apiece, while Mariano Salas finished with 13 points.

Panama 3, Honduras 1

Panama prevailed over Honduras 3-1 (25-19, 25-16, 22-25, 25-22). Panama stopped Honduras unbeaten record starting with a fast tactic performance by a comfortable margin in sets one and two. Honduras cracked Panama's offense with longer rallies and extending the actions to a fourth set. Panama and Honduras have the same 2-1 win-loss record; still Honduras is above Panama by a slim 10-9 ranking points. Panama did better in spikes with 59-47 advantage and Honduras held 10-9 margin in blocks; both teams scored on 3 aces. Panama committed fewer unforced errors (22-26) than Honduras. Outside hitter Felix Williams of Panama topped all scorers with 24 points including 22 kills and one ace. Williams was joined by outside hitter Jose Soto with 17 points and middle blocker Ludrik West with 13 points. Honduras had a balanced offense with Arturo Duran (16), followed by Irvin Reyes (14), Juan Menjivar (13) and Jose Espinal (10).

Guatemala 3, El Salvador 0

Guatemala was dominant in the closing match of day three after defeating El Salvador 3-0 (25-12, 25-14, 25-14). The home team dominated El Salvador from start to finish, using all their players and earning another straight set victory. Guatemala remains undefeated with 2-0 record and a total of



ten points, while El Salvador is win-less (0-3) and no points. The home team showed superiority with a huge 37-17 advantage in attacks, 7-5 margin in blocks and 6-1 in service points. Guatemala committed 17 errors and El Salvador a total of 25. Middle blocker Edras Pineda led Guatemala with 14 points including 10 kills and 3 blocks, in addition, Carlos Lopez chipped in with 14 points on 8 kills, one block and 2 aces. Middle blocker Eduardo Ramos scored 7 points as El Salvador's top attacker, followed by 6 points by Josue Palma.



Nicaragua y Guatemala sin derrotas en AFECVOL U23 Masculino

CIUDAD DE GUATEMALA, Guatemala, 18 de septiembre de 2018.- Nicaragua y Guatemala siguen sin derrotas tras completarse tres días de acción en el IV Campeonato Centroamericano Sub-23 Masculino de AFECVOL que se desarrolla en el Gimnasio Teodoro Palacios Flores de la Ciudad de Guatemala.

Nicaragua inició la jornada con dramático triunfo en cinco sets ante Costa Rica 3-2 (25-15, 21-25, 24-26, 26-24, 15-12) mientras que Guatemala cerró el día de manera dominante 3-0 (25-12, 25-14, 25-14) ante El Salvador. Ambos se mantienen con record 2-0.

El programa del miércoles inicia con Panamá (2-1) ante Costa Rica (1-2), seguido por El Salvador (0-3) enfrentándose a Nicaragua (2-0) y Guatemala juega (2-0) con Belice (0-2). Honduras tiene el día libre.

Nicaragua 3, Costa Rica 2

Nicaragua obtuvo la victoria en cinco sets dramáticos 3-2 (25-15, 21-25, 24-26, 26-24, 15-12) sobre Costa Rica. Luego de tres días de competencia, Nicaragua lleva récord invicto de 2-0 y ocho puntos, y Costa Rica bota su récord a 1-2 con un total de siete puntos. Los ganadores iniciaron con mucha fuerza y un juego para superar a Costa Rica por una enorme ventaja de diez puntos. Costa Rica se recuperó bien y rápidamente en el segundo y tercer set con juego rápido, además de un efectivo triple bloqueo sobre la red. Ambos lucharon en un cierre intenso celebrado por Nicaragua tras aprovechar los numerosos errores costarricenses. Costa Rica encabezó todas las categorías, 61-55 en ataques, 9-6 en bloqueos y 4-3 en puntos de servicio, pero regalaron 47 puntos por errores no forzados en tanto que Nicaragua solo permitió 28. Nicaragua se llevó el dramático triunfo en los hombros del atacante de esquina Jonny Zeledón que anotó 28 puntos, el máximo hasta el momento, contrarrestando al siguiente máximo anotador Elder Quirós de Costa Rica con 24 puntos. También contribuyeron al triunfo de Nicaragua el opuesto Denis García con 12 puntos. Del lado de Costa Rica, el atacante Oscar Ramírez y el opuesto Gilberth Solano agregaron 15 puntos cada uno.

Panamá 3, Honduras 1

Panamá dominó a Honduras 3-1 (25-19, 25-16, 22-25, 25-22). Panamá detuvo el record invicto de Honduras arrancando con una táctica rápida de juego y cerrando el primer y segundo set con un margen cómodo. Honduras quebró la ofensiva de Panamá sosteniendo jugadas más largas y extendiendo las acciones a un cuarto set. Panamá y Honduras tienen el mismo record de 2-1 en juegos ganados; pero Honduras sigue arriba en la tabla de posiciones por un mínima diferencia de 10-9 en puntos de ranking. Panamá fue superior en el ataque 59-47 y Honduras terminó con margen 10-9 en bloqueos; ambos equipos anotaron 3 puntos de servicio. Panamá cometió menos errores no forzados (22-26) que Honduras. El atacante Félix Williams de Panamá fue el máximo anotador del encuentro con 24 puntos incluyendo 22 de ataque y un punto de servicio. A Williams lo acompañó el atacante José Soto con 17 puntos y el central Ludrik West con 13 puntos. Honduras tuvo un ataque equilibrado entre Arturo Duran (16), seguido por Irvin Reyes (14), Juan Menjivar (13) y José Espinal (10).



Guatemala 3, El Salvador 0

Guatemala fue dominante en el cierre de la tercera jornada tras derrotar a El Salvador 3-0 (25-12, 25-14, 25-14). El equipo de casa dominó de principio a fin a El Salvador, utilizando a todos sus elementos y cumpliendo un objetivo más en sets corridos. Guatemala se mantiene invicto con record 2-0 y un total de diez puntos, en tanto que El Salvador sigue sin triunfos (0-3) y sin puntos. El anfitrión mostró una superioridad con agrandada ventaja de 37-17 en ataques, 7-5 en bloqueos y 6-1 en puntos de servicio. Guatemala cometió 17 errores y El Salvador un total de 25. El central Edras Pineda lideró a Guatemala con 14 puntos incluyendo 10 de ataque y 3 bloqueos, además, el atacante Carlos López aportó 11 puntos con 8 ataques, un bloqueo y 2 puntos de servicio. El central Eduardo Ramos anotó 7 puntos como el máximo anotador de El Salvador, seguido por 6 puntos del atacante Josué Palma.