



XI JUEGOS DEPORTIVOS
CENTROAMERICANOS
managua
2017
Nicaragua 3 AL 17 Diciembre



VOLEIBOL DE SALA

MASCULINO



Boletín No 4

Managua, 12 de Diciembre 2017





XI Central American Games

P-4 Collated results & ranking

Results as of 12 December 2017



FINAL STANDING

MATCHES RESULTS

Round robin

| No | Date | Teams | Set | Result per set (points) | | | | | Total Points | Duration | Spectators |
|----|-------------|-----------|-----|-------------------------|-------|-------|-------|-------|--------------|----------|------------|
| | | | | 1 | 2 | 3 | 4 | 5 | | | |
| 1 | 10-dic-2017 | GUA - PAN | 3-0 | 25-12 | 25-14 | 25-20 | | | 75-46 | 1:19 | 200 |
| 2 | 10-dic-2017 | HON - ESA | 0-3 | 23-25 | 23-25 | 17-25 | | | 63-75 | 1:25 | 300 |
| 3 | 10-dic-2017 | NCA - CRC | 1-3 | 19-25 | 25-22 | 22-25 | 27-29 | | 93-101 | 2:03 | 4500 |
| 4 | 11-dic-2017 | BIZ - GUA | 0-3 | 20-25 | 17-25 | 23-25 | | | 60-75 | 1:20 | 200 |
| 5 | 11-dic-2017 | CRC - HON | 1-3 | 25-20 | 23-25 | 19-25 | 19-25 | | 86-95 | 1:56 | 400 |
| 6 | 11-dic-2017 | NCA - PAN | 3-2 | 26-24 | 25-19 | 21-25 | 22-25 | 15-13 | 109-106 | 2:29 | 1200 |
| 7 | 12-dic-2017 | GUA - CRC | 3-0 | 27-25 | 25-15 | 25-18 | | | 77-58 | 1:19 | 100 |
| 8 | 12-dic-2017 | PAN - BIZ | 3-2 | 25-21 | 25-22 | 23-25 | 20-25 | 15-12 | 108-105 | 2:12 | 100 |
| 9 | 12-dic-2017 | ESA - NCA | 3-2 | 27-29 | 25-17 | 25-17 | 16-25 | 16-14 | 109-102 | 2:16 | 2300 |
| 10 | 13-dic-2017 | CRC - PAN | | | | | | | | | |
| 11 | 13-dic-2017 | BIZ - ESA | | | | | | | | | |
| 12 | 13-dic-2017 | HON - GUA | | | | | | | | | |
| 13 | 14-dic-2017 | ESA - CRC | | | | | | | | | |
| 14 | 14-dic-2017 | PAN - HON | | | | | | | | | |
| 15 | 14-dic-2017 | NCA - BIZ | | | | | | | | | |
| 16 | 15-dic-2017 | PAN - ESA | | | | | | | | | |
| 17 | 15-dic-2017 | HON - BIZ | | | | | | | | | |
| 18 | 15-dic-2017 | NCA - GUA | | | | | | | | | |
| 19 | 16-dic-2017 | CRC - BIZ | | | | | | | | | |
| 20 | 16-dic-2017 | ESA - GUA | | | | | | | | | |
| 21 | 16-dic-2017 | NCA - HON | | | | | | | | | |

TEAM RANKING

Round robin

| Rk | Code | Team | Matches | | | Pts | Results details | | | | | | | Sets | | | Points | | |
|----|------|-------------|---------|---|---|-----|-----------------|-----|-----|-----|-----|-----|---|------|-------|-----|--------|-------|--|
| | | | W | L | T | | 3-0 | 3-1 | 3-2 | 2-3 | 1-3 | 0-3 | W | L | Ratio | W | L | Ratio | |
| 1 | GUA | Guatemala | 3 | 0 | 3 | 15 | 3 | 0 | 0 | 0 | 0 | 0 | 9 | 0 | MAX | 227 | 164 | 1.384 | |
| 2 | ESA | El Salvador | 2 | 0 | 2 | 8 | 1 | 0 | 1 | 0 | 0 | 0 | 6 | 2 | 3.000 | 184 | 165 | 1.115 | |
| 3 | NCA | Nicaragua | 1 | 2 | 3 | 6 | 0 | 0 | 1 | 1 | 1 | 0 | 6 | 8 | 0.750 | 304 | 316 | 0.962 | |
| 4 | CRC | Costa Rica | 1 | 2 | 3 | 5 | 0 | 1 | 0 | 0 | 1 | 1 | 4 | 7 | 0.571 | 245 | 265 | 0.924 | |
| 5 | PAN | Panama | 1 | 2 | 3 | 5 | 0 | 0 | 1 | 1 | 0 | 1 | 5 | 8 | 0.625 | 260 | 289 | 0.899 | |
| 6 | HON | Honduras | 1 | 1 | 2 | 4 | 0 | 1 | 0 | 0 | 0 | 1 | 3 | 4 | 0.750 | 158 | 161 | 0.981 | |
| 7 | BIZ | Belize | 0 | 2 | 2 | 2 | 0 | 0 | 0 | 1 | 0 | 1 | 2 | 6 | 0.333 | 165 | 183 | 0.901 | |





CALENDARIO ENTRENAMIENTOS VOLEIBOL DE SALA MASCULINO.

| 10 de Diciembre | | |
|-----------------|------------------|------------------|
| Hora | CANCHA - 1 - IND | CANCHA - 2 - IND |
| 11.00 – 12.00 | NCA | CRC |
| 12.00 – 13.00 | | BIZ (M) |
| 17.00 – 18.00 | GUA | PAN |
| 18.00 – 19.00 | HON | ESA |
| 11 de Diciembre | | |
| 11.00 – 12.00 | NCA | PAN |
| 12.00 – 13.00 | | ESA (M) |
| 17.00 – 18.00 | BIZ | GUA |
| 18.00 – 19.00 | CRC | HON |
| 12 de Diciembre | | |
| 11.00 – 12.00 | ESA | NCA |
| 12.00 – 13.00 | | HON (M) |
| 17.00 – 18.00 | GUA | CRC |
| 18.00 – 19.00 | PAN | BIZ |
| 13 de Diciembre | | |
| 11.00 – 12.00 | HON | GUA |
| 12.00 – 13.00 | | NCA (M) |
| 17.00 – 18.00 | CRC | PAN |
| 18.00 – 19.00 | BIZ | ESA |
| 14 de Diciembre | | |
| 11.00 – 12.00 | NCA | BIZ |
| 12.00 – 13.00 | | GUA (M) |
| 17.00 – 18.00 | ESA | CRC |
| 18.00 – 19.00 | PAN | HON |
| 15 de Diciembre | | |
| 11.00 – 12.00 | NCA | GUA |
| 12.00 – 13.00 | | CRC (M) |
| 17.00 – 18.00 | BIZ | ESA |
| 18.00 – 19.00 | HON | |
| 16 de Diciembre | | |
| 11.00 – 12.00 | NCA | HON |



FEDERATION
INTERNATIONALE
DE VOLLEYBALL



0-1

UNIFORM COLOURS
Couleur de l'uniforme

CITY: Ville:

DATE: TIME: Heure:

REGISTERED COLOURS / Couleurs enregistrées :
(ONLY SHIRT COLOUR - seulement la couleur du maillot)

POOL/PHASE: Groupe/Phase:

| | BIZ | CRC | ESA | GUA | HON | NCA | PAN |
|---|--------|--------|--------|---------|--------|--------|--------|
| 1 | AZUL | ROJO | AZUL | AZUL | BLANCO | AZUL | ROJO |
| 2 | BLANCO | AZUL | BLANCO | CELESTE | AZUL | BLANCO | BLANCO |
| 3 | ROJO | BLANCO | NEGRO | BLANCO | NEGRO | ROJO | AZUL |

| MATCH SCHEDULE Calendrier des matches | | | |
|--|-----------|----------------|----------------|
| DATE: | No. Match | Team Equipe | Team Equipe |
| | | A | B |
| 10/Dec/2017 | 1 | GUA | PAN |
| 10/Dec/2017 | 2 | HON | ESA |
| 10/Dec/2017 | 3 | NCA | CRC |
| 11/Dec/2017 | 4 | BIZ | GUA |
| 11/Dec/2017 | 5 | CRC | HON |
| 11/Dec/2017 | 6 | NCA | PAN |
| 12/Dec/2017 | 7 | GUA | CRC |
| 12/Dec/2017 | 8 | PAN | BIZ |
| 12/Dec/2017 | 9 | ESA | NCA |
| 13/Dec/2017 | 10 | CRC | PAN |
| 13/Dec/2017 | 11 | BIZ | ESA |
| 13/Dec/2017 | 12 | HON | GUA |
| 14/Dec/2017 | 13 | ESA | CRC |
| 14/Dec/2017 | 14 | PAN | HON |
| 14/Dec/2017 | 15 | NCA | BIZ |
| 15/Dec/2017 | 16 | PAN | ESA |
| 15/Dec/2017 | 17 | HON | BIZ |
| 15/Dec/2017 | 18 | NCA | GUA |
| 16/Dec/2017 | 19 | CRC | BIZ |
| 16/Dec/2017 | 20 | ESA | GUA |
| 16/Dec/2017 | 21 | NCA | HON |
| | | | |
| | | | |
| | | | |

| TEAMS CHOICE (1-2 OR 3) Choix des équipes (1-2 ou 3) | | | |
|---|---|-------------------------------|--------|
| 1st CHOICE 1er Choix | | LIBERO CHOICE Libero Choix | |
| A | B | A | B |
| | | AZUL | BLANCO |
| | | NEGRO | GRIS |
| | | AZUL | BLANCO |
| | | ROJO | BLANCO |
| | | ROJO | BLANCO |
| | | BLANCO | ROJO |
| | | CELESTE | BLANCO |
| | | BLANCO | BLANCO |
| | | BLANCO | ROJO |
| | | AZUL | AZUL |
| | | ROJO | GRIS |
| | | NEGRO | AZUL |
| | | GRIS | ROJO |
| | | BLANCO | AZUL |
| | | BLANCO | AZUL |
| | | ROJO | BLANCO |
| | | BLANCO | BLANCO |
| | | AZUL | BLANCO |
| | | BLANCO | ROJO |
| | | AZUL | AZUL |
| | | BLANCO | NEGRO |
| | | | |
| | | | |
| | | | |

| FIVB DECISION Décision de la FIVB | |
|--------------------------------------|---------|
| A | B |
| CELESTE | ROJO |
| BLANCO | AZUL |
| BLANCO | ROJO |
| BLANCO | AZUL |
| BLANCO | NEGRO |
| ROJO | BLANCO |
| BLANCO | AZUL |
| AZUL | ROJO |
| NEGRO | AZUL |
| ROJO | BLANCO |
| AZUL | BLANCO |
| AZUL | BLANCO |
| AZUL | NEGRO |
| NEGRO | ROJO |
| BLANCO | AZUL |
| AZUL | BLANCO |
| BLANCO | CELESTE |
| ROJO | AZUL |
| | |
| | |
| | |



P-2 VOLLEYBALL • Match result



XI Juegos Deportivos Centroamericanos Voleibol Mas Ronda Final

Match: 7 **Date:** 12/12/2017 **Spectators:** 100
City: Managua
Hall: Polideportivo Alexis Arguello
Match duration: Start: 10:00 End: 11:19 Total: 1:19

| Teams | Sets | 1 | 2 | 3 | 4 | 5 | Total |
|---------------------|----------|------|------|------|---|---|-------|
| GUA | 3 | 27 | 25 | 25 | | | 77 |
| CRC | 0 | 25 | 15 | 18 | | | 58 |
| Set duration | | 0:28 | 0:23 | 0:22 | | | 1:13 |

Referees: Borroto, Ricardo (CUB) & Largaespada, Norman (NCA)

| GUA • Guatemala | | 1 | 2 | 3 | 4 | 5 | Pts |
|-----------------|--|---|---|---|---|---|-----|
| 2 | Lopez Santiago Carlos Fernando (OH) | ■ | ■ | ■ | | | 13 |
| 3 | Chacon Pelaez Wagner Arnulfo (OH) | ■ | ■ | ■ | | | 11 |
| 4 | Menendez Burgos Axel Enrique (OH) | | | | | | |
| 5 | Flores Diaz Erik Gerardo (OP) | ■ | ■ | ■ | | | 7 |
| 7 | Ruano Poron Adan Andree (S) | □ | ■ | ■ | | | 1 |
| 8 | L Santa Cruz Molina Luis Fernando (L) | | | | | | |
| 11 | Leonardo Blanco Andy Alexis (MB) | ■ | ■ | ■ | | | 14 |
| 12 | L Pineda Lopez Tirso Ivan (L) | L | L | L | | | |
| 13 | Colindres Ipiña Erick Noel (MB) | | | | | | |
| 14 | Chinchilla Franco Brandon Arnoldo (MB) | ■ | ■ | ■ | | | 8 |
| 15 | Aragon Lopez Leonel Antonio (MB) | | □ | □ | | | 1 |
| 17 | Gonzalez Paz Gerardo Antonio (S) | ■ | | | | | |

Coach: Reider LUCAS MORA (CUB)
Assistant: Kenneth Alexander G (GUA)

| CRC • Costa Rica | | 1 | 2 | 3 | 4 | 5 | Pts |
|------------------|---------------------------------------|---|---|---|---|---|-----|
| 1 | L Chavez Rodriguez Luis Guillermo (L) | L | L | L | | | |
| 3 | Álvarez López Julio (OH) | ■ | ■ | ■ | | | 7 |
| 4 | Blanco Segnini Alberto (OH) | ■ | ■ | ■ | | | 11 |
| 7 | Araya Urbina Esteban (OP) | ■ | ■ | ■ | | | 10 |
| 8 | Araya Urbina Andres (S) | ■ | ■ | ■ | | | 2 |
| 10 | Gutierrez Mora Luis Felipe (S) | | □ | | | | |
| 11 | Alvarez Lopez Javier (MB) | ■ | ■ | ■ | | | 9 |
| 12 | Arias Obregón Cristopher (OH) | | □ | | | | |
| 13 | López Camacho Luis Antonio (MB) | | □ | ■ | | | 1 |
| 14 | Rodríguez Naranjo Hugo (MB) | ■ | ■ | | | | 1 |
| 15 | Chan Gamboa Luis Ricardo (OP) | | | | | | |
| 16 | L Acuña Jose Pablo (L) | L | L | | | | |

Coach: JUAN ACUÑA GAMBOA
Assistant: MARCO PALMA CABEZAS

TEAMS AND PLAYERS PERFORMANCES

| Won Pts | Total Atts | No Name | Scoring Skills | Won Pts | Total Atts | No Name |
|------------------|-------------------|--------------------------------|---------------------------|------------------|-------------------|-------------------------------|
| 44 | 98 | Total Team | | 27 | 89 | Total Team |
| 12 | 24 | 2 Lopez Santiago Carlos | Spike | 9 | 21 | 7 Araya Urbina Esteban (OP) |
| 11 | 18 | 11 Leonardo Blanco Andy | | 9 | 27 | 4 Blanco Segnini Alberto (OH) |
| 5 | 35 | Total Team | Block | 12 | 45 | Total Team |
| 2 | 5 | 14 Chinchilla Franco Brandon | | 5 | 12 | 11 Alvarez Lopez Javier (MB) |
| 1 | 1 | 15 Aragon Lopez Leonel | | 2 | 6 | 8 Araya Urbina Andres (S) |
| 6 | 75 | Total Team | Serve | 2 | 60 | Total Team |
| 3 | 12 | 11 Leonardo Blanco Andy | | 1 | 9 | 11 Alvarez Lopez Javier (MB) |
| 1 | 11 | 2 Lopez Santiago Carlos | Opp. error | 17 | | Total Team |
| 22 | | Total Team | Total | 58 | 194 | Total Team |
| 77 | 208 | Total Team | | | | |
| 14 | 33 | 11 Leonardo Blanco Andy | Best Scorer | 11 | 46 | 4 Blanco Segnini Alberto (OH) |
| Excellent | Total Atts | No Name | Non scoring Skills | Excellent | Total Atts | No Name |
| 19 | 83 | Total Team | | 5 | 72 | Total Team |
| 7 | 21 | 12 Pineda Lopez Tirso Ivan (L) | Dig | 2 | 10 | 1 Chavez Rodriguez Luis |
| 6 | 16 | 3 Chacon Pelaez Wagner | | 1 | 15 | 3 Álvarez López Julio (OH) |
| 23 | 77 | Total Team | Set | 16 | 74 | Total Team |
| 17 | 51 | 7 Ruano Poron Adan Andree | | 15 | 69 | 8 Araya Urbina Andres (S) |
| 34 | 54 | Total Team | Reception | 17 | 68 | Total Team |
| 13 | 17 | 3 Chacon Pelaez Wagner | <u>Success - Faults</u> | 5 | 19 | 3 Álvarez López Julio (OH) |
| 11 | 16 | 12 Pineda Lopez Tirso Ivan (L) | <u># Attempts</u> | 2 | 14 | 16 Acuña Jose Pablo (L) |

■ Starting line-up Pts = Points scored [nn] = Captain
□ Substitute Atts = Attempts L = Libero
Opp = Opponent





P-2 VOLLEYBALL • Match result



XI Juegos Deportivos Centroamericanos Voleibol Mas Ronda Final

Match: 8 **Date:** 12/12/2017 **Spectators:** 100
City: Managua
Hall: Polideportivo Alexis Arguello
Match duration: **Start:** 12:00 **End:** 14:12 **Total:** 2:12

| Teams | Sets | 1 | 2 | 3 | 4 | 5 | Total |
|---------------------|----------|------|------|------|------|------|-------|
| PAN | 3 | 25 | 25 | 23 | 20 | 15 | 108 |
| BIZ | 2 | 21 | 22 | 25 | 25 | 12 | 105 |
| Set duration | | 0:24 | 0:28 | 0:29 | 0:24 | 0:15 | 2:00 |

Referees: Guerrero, Alvaro (HON) & Rivas, Hector (ESA)

| PAN • Panama | | 1 | 2 | 3 | 4 | 5 | Pts |
|--------------|--------------------------|---|---|---|---|---|-----|
| 1 | Avila Domingo (OH) | ■ | ■ | ■ | ■ | ■ | 16 |
| 2 | Ureña Jose Donald (OP) | ■ | ■ | ■ | ■ | ■ | 11 |
| 4 | Cunningham Jose Luis (S) | ■ | ■ | ■ | ■ | ■ | 2 |
| 5 | Gonzalez Jose (OH) | | | | | | |
| 6 | Othon Otto (MB) | | | | | | |
| 7 | Murillo Gabriel (MB) | | | | | | |
| 8 L | Medina Miguel (L) | L | L | L | L | L | |
| 9 | Arias Manuel (S) | □ | □ | □ | □ | □ | |
| 10 | Cuero Ruben (MB) | ■ | ■ | ■ | ■ | ■ | 7 |
| 11 | Marshall Oswald (OH) | ■ | ■ | ■ | ■ | ■ | 14 |
| 12 | WEST LUDRIK (MB) | ■ | ■ | ■ | ■ | ■ | 9 |
| 17 | Beitia Angel (MB) | | □ | □ | □ | □ | |

Coach: EUGENIO ORTIZ
Assistant: HORACIO ANGULO

| BIZ • Belize | | 1 | 2 | 3 | 4 | 5 | Pts |
|--------------|----------------------|---|---|---|---|---|-----|
| 2 | Anderson Elton (S) | ■ | ■ | ■ | ■ | ■ | 4 |
| 4 | Usher Francis (S) | | □ | □ | □ | □ | |
| 5 | Palacio Yserri (MB) | ■ | ■ | ■ | ■ | ■ | 5 |
| 6 | Hauze Francis (OP) | | | ■ | ■ | ■ | 8 |
| 7 | Castillo Keith (OH) | ■ | ■ | | | | 4 |
| 8 | Garbutt Zachary (MB) | | | | | | |
| 9 L | Flowers Raheem (L) | L | L | L | L | L | |
| 11 | Coleman Karym (OP) | ■ | ■ | ■ | ■ | ■ | 23 |
| 12 | Archer Anfernee (MB) | □ | | ■ | ■ | ■ | 2 |
| 13 | Galvez Ean (MB) | ■ | ■ | | | | 3 |
| 14 | Martinez Edgar (OP) | | | □ | □ | □ | 2 |
| 15 | Codd Bryton (OH) | ■ | ■ | ■ | ■ | ■ | 24 |

Coach: Albert Humes (BIZ)
Assistant: Delio Arruebarrena (CUB)

TEAMS AND PLAYERS PERFORMANCES

| Won Pts | Total Atts | No Name | Scoring Skills | Won Pts | Total Atts | No Name |
|------------|------------|----------------------------|-------------------------|------------|------------|-----------------------|
| 49 | 164 | Total Team | | 62 | 163 | Total Team |
| 16 | 59 | 1 Avila Domingo (OH) | Spike | 21 | 48 | 11 Coleman Karym (OP) |
| 13 | 32 | 11 Marshall Oswald (OH) | | 21 | 69 | 15 Codd Bryton (OH) |
| 5 | 62 | Total Team | Block | 10 | 75 | Total Team |
| 2 | 8 | 2 Ureña Jose Donald (OP) | | 2 | 19 | 5 Palacio Yserri (MB) |
| 2 | 14 | 12 WEST LUDRIK (MB) | Serve | 2 | 7 | 15 Codd Bryton (OH) |
| 5 | 108 | Total Team | | 3 | 104 | Total Team |
| 3 | 19 | 2 Ureña Jose Donald (OP) | Opp. error | 1 | 22 | 15 Codd Bryton (OH) |
| 1 | 22 | 11 Marshall Oswald (OH) | Total | 1 | 10 | 13 Galvez Ean (MB) |
| 49 | | Total Team | | 30 | | Total Team |
| 108 | 334 | Total Team | | 105 | 342 | Total Team |
| | | | Best Scorer | | | |
| 16 | 79 | 1 Avila Domingo (OH) | | 24 | 98 | 15 Codd Bryton (OH) |
| Excellent | Total Atts | No Name | Non scoring Skills | Excellent | Total Atts | No Name |
| 19 | 177 | Total Team | | 24 | 142 | Total Team |
| 13 | 45 | 8 Medina Miguel (L) | Dig | 10 | 38 | 9 Flowers Raheem (L) |
| 2 | 21 | 2 Ureña Jose Donald (OP) | | 5 | 27 | 15 Codd Bryton (OH) |
| 8 | 126 | Total Team | Set | 24 | 139 | Total Team |
| 8 | 95 | 4 Cunningham Jose Luis (S) | | 21 | 119 | 2 Anderson Elton (S) |
| 20 | 83 | Total Team | Reception | 38 | 102 | Total Team |
| 5 | 18 | 1 Avila Domingo (OH) | Success - Faults | 27 | 67 | 9 Flowers Raheem (L) |
| 11 | 39 | 8 Medina Miguel (L) | # Attempts | | | |

■ Starting line-up Pts = Points scored [nn] = Captain
□ Substitute Atts = Attempts L = Libero
Opp = Opponent





P-2 VOLLEYBALL • Match result



XI Juegos Deportivos Centroamericanos Voleibol Mas Ronda Final

Match: 9 **Date:** 12/12/2017 **Spectators:** 2,300
City: Managua
Hall: Polideportivo Alexis Arguello
Match duration: Start: 21:18 End: 23:34 Total: 2:16

| Teams | Sets | 1 | 2 | 3 | 4 | 5 | Total |
|---------------------|------|------|------|------|------|------|-------|
| ESA | 3 | 27 | 25 | 25 | 16 | 16 | 109 |
| NCA | 2 | 29 | 17 | 17 | 25 | 14 | 102 |
| Set duration | | 0:32 | 0:25 | 0:23 | 0:24 | 0:20 | 2:04 |

Referees: Villalobos, Tatiana (CRC) & Beltre, Jose (DOM)

| ESA • El Salvador | | 1 | 2 | 3 | 4 | 5 | Pts |
|-------------------|---|---|---|---|---|---|-----|
| 1 | Chavez Rivas Rodrigo Andres (OH) | ■ | ■ | ■ | ■ | ■ | 18 |
| 2 | Guatemala Hernández Armando José (OH) | □ | □ | □ | □ | □ | 3 |
| 5 | Menjívar Ramirez Erick Francisco (MB) | ■ | ■ | ■ | ■ | ■ | 17 |
| 6 | Flores Franklin (S) | ■ | ■ | ■ | ■ | ■ | 8 |
| 7 | L Hernandez Castillo Samuel (L) | | | | | | |
| 8 | Hernández Francisco (OH) | ■ | ■ | ■ | ■ | | 9 |
| 9 | Vargas Juan Carlos (S) | □ | □ | □ | □ | ■ | |
| 12 | Nochez Aviles Mario Antonio (OP) | | | | | | |
| 13 | Rodríguez Guandique Carlos Alberto (OP) | ■ | ■ | ■ | ■ | ■ | 18 |
| 18 | Escobar Carlos (MB) | ■ | ■ | ■ | ■ | ■ | 15 |
| 19 | L Morales Luís (L) | L | L | L | L | L | |
| 22 | Guidos Barrera Diego Alejandro (MB) | | | | | | |

Coach: Henriquez, Nery Alfo (ESA)
Assistant: López Campos, Sady (ESA)

| NCA • Nicaragua | | 1 | 2 | 3 | 4 | 5 | Pts |
|-----------------|--------------------------------------|---|---|---|---|---|-----|
| 1 | Zeledón Jonny (OH) | ■ | ■ | ■ | | □ | 6 |
| 2 | Toledo Alvarez Jorge Luis (S) | ■ | ■ | | | | 1 |
| 3 | García Rivera Denis (OP) | ■ | ■ | ■ | | | 5 |
| 4 | Duarte Torres Kevin Yuriel (MB) | ■ | ■ | ■ | ■ | ■ | 12 |
| 5 | Lanuza Jimenez Enoc (OH) | □ | □ | □ | □ | | |
| 7 | Solis Medrano Rafael Ernesto (MB) | ■ | ■ | ■ | ■ | ■ | 9 |
| 8 | Hernández Byron (OH) | ■ | ■ | ■ | ■ | ■ | 15 |
| 9 | Martinez Alvarado Lester Javier (OP) | □ | □ | ■ | ■ | | 1 |
| 10 | L Castillo Guerrero Miguel (L) | | | | | | |
| 11 | L Navarrete Gaitán Christopher (L) | L | L | L | L | L | |
| 12 | Tuckler Lopez Jonathan Moises (OH) | | | | | | |
| 13 | Valdivia Castro Tito Arnulfo (OH) | | □ | □ | ■ | ■ | 13 |
| 14 | Cerda Ronny (S) | □ | □ | ■ | ■ | ■ | 1 |
| 15 | Baquedano Ronnier (MB) | | | | | | |

Coach: OSMAN HERNANDEZ (NCA)
Assistant: RENE QUINTANA (NCA)

TEAMS AND PLAYERS PERFORMANCES

| Won Pts | Total Atts | No Name | Scoring Skills | Won Pts | Total Atts | No Name |
|---------|------------|--------------------------|-------------------|---------|------------|---------------------------------|
| 64 | 163 | Total Team | | 50 | 157 | Total Team |
| 14 | 40 | 1 Chavez Rivas Rodrigo | Spike | 14 | 32 | 8 Hernández Byron (OH) |
| 14 | 42 | 13 Rodríguez Guandique | | 11 | 34 | 13 Valdivia Castro Tito Arnulfo |
| 17 | 84 | Total Team | Block | 6 | 64 | Total Team |
| 5 | 20 | 5 Menjívar Ramirez Erick | | 3 | 19 | 4 Duarte Torres Kevin Yuriel |
| 4 | 10 | 1 Chavez Rivas Rodrigo | Serve | 3 | 24 | 7 Solis Medrano Rafael |
| 7 | 109 | Total Team | | 7 | 102 | Total Team |
| 3 | 26 | 18 Escobar Carlos (MB) | Opp. error | 2 | 11 | 4 Duarte Torres Kevin Yuriel |
| 3 | 23 | 6 Flores Franklin (S) | Total | 2 | 9 | 13 Valdivia Castro Tito Arnulfo |
| 21 | | Total Team | | 39 | | Total Team |
| 109 | 356 | Total Team | | 102 | 323 | Total Team |

| | | | | | | |
|----|----|------------------------|--------------------|----|----|------------------------|
| 18 | 64 | 1 Chavez Rivas Rodrigo | Best Scorer | 15 | 55 | 8 Hernández Byron (OH) |
|----|----|------------------------|--------------------|----|----|------------------------|

| Excellent | Total Atts | No Name | Non scoring Skills | Excellent | Total Atts | No Name |
|-----------|------------|----------------------------|-------------------------|-----------|------------|---------------------------------|
| 20 | 131 | Total Team | | 31 | 151 | Total Team |
| 11 | 34 | 19 Morales Luís (L) | Dig | 21 | 58 | 11 Navarrete Gaitán Christopher |
| 5 | 17 | 1 Chavez Rivas Rodrigo | | 2 | 15 | 8 Hernández Byron (OH) |
| 20 | 133 | Total Team | Set | 15 | 132 | Total Team |
| 15 | 99 | 6 Flores Franklin (S) | | 8 | 78 | 14 Cerda Ronny (S) |
| 43 | 92 | Total Team | Reception | 51 | 100 | Total Team |
| 12 | 19 | 8 Hernández Francisco (OH) | Success - Faults | 12 | 20 | 11 Navarrete Gaitán Christopher |
| 16 | 32 | 1 Chavez Rivas Rodrigo | # Attempts | 15 | 30 | 8 Hernández Byron (OH) |

■ Starting line-up Pts = Points scored [nn] = Captain
□ Substitute Atts = Attempts L = Libero
Opp = Opponent

Name game jury president:

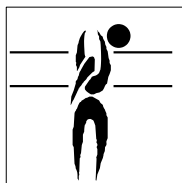
Signature:





P-5 VOLLEYBALL • Players ranking by skills

XI Juegos Deportivos Centroamericanos Voleibol Mas



Best Scorers

| Rk | No | Name | Team | Spike | Block | Serve | Total |
|-------------------------|----|---|------|------------|------------|-----------|------------|
| 1 | 4 | Blanco Segnini Alberto (OH) | CRC | 40 | 3 | 4 | 47 |
| 2 | 15 | Codd Bryton (OH) | BIZ | 33 | 2 | 2 | 37 |
| 3 | 1 | Avila Domingo (OH) | PAN | 35 | 1 | 0 | 36 |
| 4 | 11 | Coleman Karym (OP) | BIZ | 29 | 2 | 2 | 33 |
| 4 | 13 | Rodríguez Guandique Carlos Alberto (OP) | ESA | 28 | 5 | 0 | 33 |
| 4 | 3 | Chacon Pelaez Wagner Arnulfo (OH) | GUA | 28 | 3 | 2 | 33 |
| 4 | 11 | Marshall Oswald (OH) | PAN | 29 | 1 | 3 | 33 |
| 4 | 1 | Zeledón Jonny (OH) | NCA | 30 | 2 | 1 | 33 |
| 9 | 11 | Alvarez Lopez Javier (MB) | CRC | 21 | 9 | 2 | 32 |
| 10 | 5 | Flores Diaz Erik Gerardo (OP) | GUA | 27 | 2 | 0 | 29 |
| 11 | 1 | Chavez Rivas Rodrigo Andres (OH) | ESA | 23 | 4 | 0 | 27 |
| 12 | 8 | Watler Brown Ornello (MB) | HON | 18 | 5 | 3 | 26 |
| 12 | 2 | Ureña Jose Donald (OP) | PAN | 16 | 4 | 6 | 26 |
| 14 | 2 | Lopez Santiago Carlos Fernando (OH) | GUA | 23 | 1 | 1 | 25 |
| 14 | 3 | Álvarez López Julio (OH) | CRC | 19 | 3 | 3 | 25 |
| 14 | 7 | Solis Medrano Rafael Ernesto (MB) | NCA | 13 | 9 | 3 | 25 |
| 17 | 7 | Araya Urbina Esteban (OP) | CRC | 22 | 1 | 1 | 24 |
| 17 | 13 | Valdivia Castro Tito Arnulfo (OH) | NCA | 21 | 1 | 2 | 24 |
| 17 | 3 | García Rivera Denis (OP) | NCA | 20 | 2 | 2 | 24 |
| 20 | 8 | Hernández Byron (OH) | NCA | 22 | 0 | 1 | 23 |
| 20 | 12 | Tuckler Lopez Jonathan Moises (OH) | NCA | 20 | 3 | 0 | 23 |
| 22 | 13 | Moreira Zelaya German (OP) | HON | 16 | 2 | 3 | 21 |
| 22 | 5 | Menjívar Ramirez Erick Francisco (MB) | ESA | 13 | 7 | 1 | 21 |
| 22 | 18 | Escobar Carlos (MB) | ESA | 13 | 5 | 3 | 21 |
| 22 | 11 | Leonardo Blanco Andy Alexis (MB) | GUA | 16 | 1 | 4 | 21 |
| 26 | 1 | Thompson Cooper William (OH) | HON | 18 | 2 | 0 | 20 |
| 26 | 14 | Rodriguez Naranjo Hugo (MB) | CRC | 11 | 7 | 2 | 20 |
| 28 | 12 | WEST LUDRIK (MB) | PAN | 14 | 4 | 1 | 19 |
| 28 | 4 | Duarte Torres Kevin Yuriel (MB) | NCA | 11 | 6 | 2 | 19 |
| 30 | 14 | Chinchilla Franco Brandon Arnoldo (MB) | GUA | 9 | 4 | 4 | 17 |
| 31 | 6 | Flores Franklin (S) | ESA | 9 | 0 | 7 | 16 |
| 31 | 15 | Aragon Lopez Leonel Antonio (MB) | GUA | 9 | 6 | 1 | 16 |
| 33 | 8 | Hernández Francisco (OH) | ESA | 12 | 2 | 0 | 14 |
| 33 | 10 | Cuero Ruben (MB) | PAN | 12 | 2 | 0 | 14 |
| 35 | 4 | Osorio Roque Carlos (OH) | HON | 10 | 1 | 2 | 13 |
| 36 | 6 | Hauze Francis (OP) | BIZ | 9 | 3 | 0 | 12 |
| 37 | 17 | Gonzalez Paz Gerardo Antonio (S) | GUA | 5 | 2 | 4 | 11 |
| 38 | 10 | Matamoros Guzman Fabrizzio (OH) | HON | 3 | 4 | 1 | 8 |
| 38 | 14 | Reyes Maldonado José (MB) | HON | 3 | 4 | 1 | 8 |
| 38 | 2 | Toledo Alvarez Jorge Luis (S) | NCA | 3 | 3 | 2 | 8 |
| 41 | 5 | Palacio Yserri (MB) | BIZ | 4 | 2 | 1 | 7 |
| 41 | 8 | Araya Urbina Andres (S) | CRC | 1 | 5 | 1 | 7 |
| 41 | 6 | Othon Otto (MB) | PAN | 7 | 0 | 0 | 7 |
| 44 | 9 | Martinez Alvarado Lester Javier (OP) | NCA | 5 | 1 | 0 | 6 |
| 45 | 7 | Castillo Keith (OH) | BIZ | 4 | 1 | 0 | 5 |
| 45 | 2 | Anderson Elton (S) | BIZ | 4 | 0 | 1 | 5 |
| 45 | 2 | Guatemala Hernández Armando José (OH) | ESA | 4 | 0 | 1 | 5 |
| 48 | 13 | López Camacho Luis Antonio (MB) | CRC | 2 | 1 | 1 | 4 |
| 48 | 17 | Beitia Angel (MB) | PAN | 4 | 0 | 0 | 4 |
| 50 | 11 | Avila Duron Alejandro (S) | HON | 2 | 1 | 0 | 3 |
| Total tournament | | | | 765 | 145 | 83 | 993 |

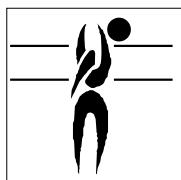




Best Spikers

Limit: 15.00%

| Rk | No | Name | Team | Spikes | Faults | Shots | Total Attempts | Succ. % |
|-------------------------|----|---|------|--------|--------|-------|----------------|---------|
| 1 | 8 | Watler Brown Ornello (MB) | HON | 18 | 3 | 15 | 36 | 50.00 |
| 2 | 2 | Lopez Santiago Carlos Fernando (OH) | GUA | 23 | 6 | 23 | 52 | 44.23 |
| 3 | 13 | Rodríguez Guandique Carlos Alberto (OP) | ESA | 28 | 12 | 28 | 68 | 41.18 |
| 4 | 11 | Coleman Karym (OP) | BIZ | 29 | 9 | 35 | 73 | 39.73 |
| 5 | 5 | Flores Diaz Erik Gerardo (OP) | GUA | 27 | 10 | 34 | 71 | 38.03 |
| 6 | 3 | Chacon Pelaez Wagner Arnulfo (OH) | GUA | 28 | 10 | 40 | 78 | 35.90 |
| 7 | 4 | Blanco Segnini Alberto (OH) | CRC | 40 | 15 | 59 | 114 | 35.09 |
| 8 | 1 | Chavez Rivas Rodrigo Andres (OH) | ESA | 23 | 7 | 40 | 70 | 32.86 |
| 9 | 15 | Codd Bryton (OH) | BIZ | 33 | 14 | 55 | 102 | 32.35 |
| 10 | 11 | Marshall Oswald (OH) | PAN | 29 | 13 | 48 | 90 | 32.22 |
| Total Tournament | | | | 765 | 326 | 1,167 | 2,258 | 33.88 |




Best Blockers

| Rk | No | Name | Team | Kill Blocks | Faults | Rebounds | Total Attempts | Avg. by set |
|-------------------------|----|---|------|-------------|--------|----------|----------------|-------------|
| 1 | 5 | Menjívar Ramirez Erick Francisco (MB) | ESA | 7 | 9 | 11 | 27 | 0.88 |
| 2 | 11 | Alvarez Lopez Javier (MB) | CRC | 9 | 14 | 8 | 31 | 0.82 |
| 3 | 8 | Watler Brown Ornello (MB) | HON | 5 | 8 | 18 | 31 | 0.71 |
| 4 | 15 | Aragon Lopez Leonel Antonio (MB) | GUA | 6 | 6 | 16 | 28 | 0.67 |
| 5 | 7 | Solis Medrano Rafael Ernesto (MB) | NCA | 9 | 14 | 34 | 57 | 0.64 |
| 6 | 14 | Rodríguez Naranjo Hugo (MB) | CRC | 7 | 15 | 5 | 27 | 0.64 |
| 7 | 13 | Rodríguez Guandique Carlos Alberto (OP) | ESA | 5 | 4 | 10 | 19 | 0.63 |
| 8 | 18 | Escobar Carlos (MB) | ESA | 5 | 9 | 13 | 27 | 0.63 |
| 9 | 10 | Matamoros Guzman Fabrizzio (OH) | HON | 4 | 2 | 2 | 8 | 0.57 |
| 10 | 14 | Reyes Maldonado José (MB) | HON | 4 | 8 | 11 | 23 | 0.57 |
| Total Tournament | | | | 145 | 302 | 575 | 1,022 | 4.14 |



Best Servers

| Rk | No | Name | Team | Aces | Faults | Serve Hits | Total Attempts | Avg. by set |
|-------------------------|----|--|------|------|--------|------------|----------------|-------------|
| 1 | 6 | Flores Franklin (S) | ESA | 7 | 2 | 34 | 43 | 0.88 |
| 2 | 2 | Ureña Jose Donaldo (OP) | PAN | 6 | 4 | 30 | 40 | 0.46 |
| 3 | 14 | Chinchilla Franco Brandon Arnoldo (MB) | GUA | 4 | 3 | 23 | 30 | 0.44 |
| 4 | 17 | Gonzalez Paz Gerardo Antonio (S) | GUA | 4 | 5 | 25 | 34 | 0.44 |
| 5 | 11 | Leonardo Blanco Andy Alexis (MB) | GUA | 4 | 7 | 9 | 20 | 0.44 |
| 6 | 13 | Moreira Zelaya German (OP) | HON | 3 | 4 | 17 | 24 | 0.43 |
| 7 | 8 | Watler Brown Ornello (MB) | HON | 3 | 6 | 14 | 23 | 0.43 |
| 8 | 18 | Escobar Carlos (MB) | ESA | 3 | 1 | 33 | 37 | 0.38 |
| 9 | 4 | Blanco Segnini Alberto (OH) | CRC | 4 | 7 | 29 | 40 | 0.36 |
| 10 | 4 | Osorio Roque Carlos (OH) | HON | 2 | 4 | 9 | 15 | 0.29 |
| Total Tournament | | | | 83 | 201 | 1,256 | 1,540 | 2.37 |




Best Diggers

| Rk | No | Name | Team | Digs | Faults | Receptions | Total Attempts | Avg. by set |
|-------------------------|----|-----------------------------------|------|------|--------|------------|----------------|-------------|
| 1 | 11 | Navarrete Gaitán Christopher (L) | NCA | 68 | 41 | 60 | 169 | 4.86 |
| 2 | 12 | Pineda Lopez Tirso Ivan (L) | GUA | 25 | 10 | 29 | 64 | 2.78 |
| 3 | 8 | Medina Miguel (L) | PAN | 33 | 21 | 63 | 117 | 2.54 |
| 4 | 19 | Morales Luís (L) | ESA | 18 | 13 | 23 | 54 | 2.25 |
| 5 | 9 | Flowers Raheem (L) | BIZ | 16 | 13 | 37 | 66 | 2.00 |
| 6 | 12 | Ortiz Paz Héctor (L) | HON | 12 | 14 | 24 | 50 | 1.71 |
| 7 | 3 | Chacon Pelaez Wagner Arnulfo (OH) | GUA | 14 | 11 | 17 | 42 | 1.56 |
| 8 | 4 | Blanco Segnini Alberto (OH) | CRC | 14 | 14 | 28 | 56 | 1.27 |
| 9 | 1 | Chavez Rivas Rodrigo Andres (OH) | ESA | 10 | 10 | 17 | 37 | 1.25 |
| 10 | 1 | Avila Domingo (OH) | PAN | 14 | 20 | 29 | 63 | 1.08 |
| Total Tournament | | | | 381 | 542 | 1,160 | 2,083 | 10.89 |



Best Setters

| Rk | No | Name | Team | Running Sets | Faults | Still Sets | Total Attempts | Avg. by set |
|-------------------------|----|----------------------------------|------|--------------|--------|------------|----------------|-------------|
| 1 | 8 | Araya Urbina Andres (S) | CRC | 61 | 2 | 203 | 266 | 5.55 |
| 2 | 17 | Gonzalez Paz Gerardo Antonio (S) | GUA | 40 | 2 | 96 | 138 | 4.44 |
| 3 | 11 | Avila Duron Alejandro (S) | HON | 27 | 3 | 58 | 88 | 3.86 |
| 4 | 6 | Flores Franklin (S) | ESA | 29 | 5 | 133 | 167 | 3.63 |
| 5 | 2 | Anderson Elton (S) | BIZ | 28 | 5 | 151 | 184 | 3.50 |
| 6 | 2 | Toledo Alvarez Jorge Luis (S) | NCA | 47 | 6 | 223 | 276 | 3.36 |
| 7 | 2 | Membreño Valladares Luis (S) | HON | 18 | 1 | 64 | 83 | 2.57 |
| 8 | 7 | Ruano Poron Adan Andree (S) | GUA | 20 | - | 52 | 72 | 2.22 |
| 9 | 4 | Cunningham Jose Luis (S) | PAN | 24 | 7 | 185 | 216 | 1.85 |
| 10 | 9 | Arias Manuel (S) | PAN | 14 | 2 | 91 | 107 | 1.08 |
| Total Tournament | | | | 332 | 38 | 1,477 | 1,847 | 9.49 |



Best Receivers


Limit: 20.00%

| Rk | No | Name | Team | Excellents | Faults | Serve Receptions | Total Attempts | Eff. % |
|-------------------------|----|-------------------------------------|------|------------|--------|------------------|----------------|--------|
| 1 | 3 | Chacon Pelaez Wagner Arnulfo (OH) | GUA | 37 | 4 | 14 | 55 | 60.00 |
| 2 | 11 | Navarrete Gaitán Christopher (L) | NCA | 49 | 3 | 32 | 84 | 54.76 |
| 3 | 8 | Hernández Francisco (OH) | ESA | 16 | - | 14 | 30 | 53.33 |
| 4 | 12 | Pineda Lopez Tirso Ivan (L) | GUA | 25 | 2 | 19 | 46 | 50.00 |
| 5 | 2 | Lopez Santiago Carlos Fernando (OH) | GUA | 18 | 2 | 15 | 35 | 45.71 |
| 6 | 1 | Avila Domingo (OH) | PAN | 33 | 3 | 36 | 72 | 41.67 |
| 7 | 1 | Thompson Cooper William (OH) | HON | 14 | 2 | 15 | 31 | 38.71 |
| 8 | 8 | Medina Miguel (L) | PAN | 42 | 3 | 59 | 104 | 37.50 |
| 9 | 15 | Codd Bryton (OH) | BIZ | 14 | 1 | 20 | 35 | 37.14 |
| 10 | 1 | Chavez Rivas Rodrigo Andres (OH) | ESA | 20 | 4 | 21 | 45 | 35.56 |
| Total Tournament | | | | 558 | 93 | 683 | 1,334 | 34.86 |



P-5 VOLLEYBALL • Players ranking by skills

XI Juegos Deportivos Centroamericanos Voleibol Mas



Best Liberos

| Rk | No | Name | Team | Excellents | Faults | In play | Total attempts | Avg. by set |
|----|----|-------------------------------------|------|------------|--------|---------|----------------|-------------|
| 1 | 11 | Navarrete Gaitán Cristopher (L) | NCA | 117 | 44 | 92 | 253 | 8.36 |
| 2 | 9 | Flowers Raheem (L) | BIZ | 54 | 22 | 86 | 162 | 6.75 |
| 3 | 8 | Medina Miguel (L) | PAN | 75 | 24 | 122 | 221 | 5.77 |
| 4 | 12 | Pineda Lopez Tirso Ivan (L) | GUA | 50 | 12 | 48 | 110 | 5.56 |
| 5 | 12 | Ortiz Paz Héctor (L) | HON | 38 | 23 | 59 | 120 | 5.43 |
| 6 | 19 | Morales Luís (L) | ESA | 31 | 15 | 37 | 83 | 3.88 |
| 7 | 16 | Acuña Jose Pablo (L) | CRC | 29 | 7 | 54 | 90 | 2.64 |
| 8 | 1 | Chavez Rodriguez Luis Guillermo (L) | CRC | 13 | 11 | 23 | 47 | 1.18 |
| 9 | 8 | Santa Cruz Molina Luis Fernando (L) | GUA | 6 | 1 | 2 | 9 | 0.67 |
| 10 | 9 | Casasola Robles Maynor Jossue (L) | HON | 1 | 1 | 1 | 3 | 0.14 |





P-6 VOLLEYBALL • Teams ranking by skills

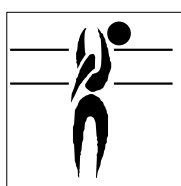
XI Juegos Deportivos Centroamericanos Voleibol Mas



Best Spikers

Limit: 15.00%

| Rk | Team | Spikes | Faults | Shots | Total Attempts | Succ. % |
|-------------------------|-----------------|--------|--------|-------|----------------|---------|
| 1 | GUA Guatemala | 118 | 34 | 128 | 280 | 42.14 |
| 2 | ESA El Salvador | 102 | 36 | 124 | 262 | 38.93 |
| 3 | BIZ Belize | 89 | 34 | 124 | 247 | 36.03 |
| 4 | HON Honduras | 70 | 21 | 118 | 209 | 33.49 |
| 5 | CRC Costa Rica | 118 | 64 | 179 | 361 | 32.69 |
| 6 | NCA Nicaragua | 146 | 69 | 256 | 471 | 31.00 |
| 7 | PAN Panama | 122 | 68 | 238 | 428 | 28.50 |
| Total Tournament | | 765 | 326 | 1,167 | 2,258 | 33.88 |



Best Blockers

| Rk | Team | Kill Blocks | Faults | Rebounds | Total Attempts | Avg. by set |
|-------------------------|-----------------|-------------|--------|----------|----------------|-------------|
| 1 | ESA El Salvador | 24 | 35 | 70 | 129 | 3.00 |
| 2 | HON Honduras | 20 | 33 | 56 | 109 | 2.86 |
| 3 | CRC Costa Rica | 31 | 66 | 66 | 163 | 2.82 |
| 4 | GUA Guatemala | 19 | 31 | 67 | 117 | 2.11 |
| 5 | NCA Nicaragua | 27 | 49 | 125 | 201 | 1.93 |
| 6 | BIZ Belize | 12 | 40 | 71 | 123 | 1.50 |
| 7 | PAN Panama | 12 | 48 | 120 | 180 | 0.92 |
| Total Tournament | | 145 | 302 | 575 | 1,022 | 4.14 |



Best Servers


| Rk | Team | Aces | Faults | Serve Hits | Total Attempts | Avg. by set |
|-------------------------|-----------------|------|--------|------------|----------------|-------------|
| 1 | GUA Guatemala | 16 | 33 | 172 | 221 | 1.78 |
| 2 | HON Honduras | 11 | 31 | 117 | 159 | 1.57 |
| 3 | ESA El Salvador | 12 | 14 | 154 | 180 | 1.50 |
| 4 | CRC Costa Rica | 14 | 30 | 203 | 247 | 1.27 |
| 5 | NCA Nicaragua | 13 | 37 | 256 | 306 | 0.93 |
| 6 | BIZ Belize | 7 | 26 | 133 | 166 | 0.88 |
| 7 | PAN Panama | 10 | 30 | 221 | 261 | 0.77 |
| Total Tournament | | 83 | 201 | 1,256 | 1,540 | 2.37 |






P-6 VOLLEYBALL • Teams ranking by skills

XI Juegos Deportivos Centroamericanos Voleibol Mas



Best Diggers

| Rk | Team | Digs | Faults | Receptions | Total Attempts | Avg. by set |
|-------------------------|-----------------|------|--------|------------|----------------|-------------|
| 1 | NCA Nicaragua | 99 | 125 | 225 | 449 | 7.07 |
| 2 | GUA Guatemala | 55 | 56 | 133 | 244 | 6.11 |
| 3 | ESA El Salvador | 42 | 55 | 141 | 238 | 5.25 |
| 4 | PAN Panama | 66 | 115 | 252 | 433 | 5.08 |
| 5 | HON Honduras | 34 | 58 | 98 | 190 | 4.86 |
| 6 | BIZ Belize | 37 | 62 | 128 | 227 | 4.63 |
| 7 | CRC Costa Rica | 48 | 71 | 183 | 302 | 4.36 |
| Total Tournament | | 381 | 542 | 1,160 | 2,083 | 10.89 |



Best Setters

| Rk | Team | Running Sets | Faults | Still Sets | Total Attempts | Avg. by set |
|-------------------------|-----------------|--------------|--------|------------|----------------|-------------|
| 1 | GUA Guatemala | 61 | 2 | 159 | 222 | 6.78 |
| 2 | HON Honduras | 46 | 4 | 126 | 176 | 6.57 |
| 3 | CRC Costa Rica | 64 | 3 | 219 | 286 | 5.82 |
| 4 | ESA El Salvador | 35 | 5 | 177 | 217 | 4.38 |
| 5 | NCA Nicaragua | 56 | 8 | 327 | 391 | 4.00 |
| 6 | BIZ Belize | 31 | 6 | 174 | 211 | 3.88 |
| 7 | PAN Panama | 39 | 10 | 295 | 344 | 3.00 |
| Total Tournament | | 332 | 38 | 1,477 | 1,847 | 9.49 |



Best Receivers

Limit: 20.00%

| Rk | Team | Excellents | Faults | Serve Receptions | Total Attempts | Eff. % |
|-------------------------|-----------------|------------|--------|------------------|----------------|--------|
| 1 | GUA Guatemala | 87 | 8 | 55 | 150 | 52.67 |
| 2 | NCA Nicaragua | 129 | 17 | 133 | 279 | 40.14 |
| 3 | HON Honduras | 61 | 12 | 66 | 139 | 35.25 |
| 4 | PAN Panama | 89 | 10 | 137 | 236 | 33.47 |
| 5 | ESA El Salvador | 60 | 12 | 74 | 146 | 32.88 |
| 6 | BIZ Belize | 59 | 14 | 89 | 162 | 27.78 |
| 7 | CRC Costa Rica | 73 | 20 | 129 | 222 | 23.87 |
| Total Tournament | | 558 | 93 | 683 | 1,334 | 34.86 |





NEWSLETTER No.3 VOLEIBOL HOMBRES MANAGUA 2017

Guatemala solid leader at Managua 2017 Men's Volleyball



MANAGUA, Nicaragua, December 12, 2017. - Guatemala is the solid leader with three straight set victories of the men's Volleyball tournament of the eleventh edition of the Central American Games Managua 2017.

Guatemala swept Costa Rica 3-0 (27-25, 25-15, 25-18) for their third consecutive win, while Panama and El Salvador survived five set thrillers. Panama came on top Belize 3-2 (25-21, 25-22, 23-25, 20-25, 15-12) in their first victory and El Salvador defeated Nicaragua 3-2 (27-29, 25-17, 25-17, 16-25, 16-14).

In standings, Guatemala leads with 3-0 win-loss record and 15 points, El Salvador is second with 2-0 and 8 points, and Nicaragua takes third place with 1-2 and 6 points.

Schedule for day four of competition presents Costa Rica (1-2) against Panama (1-2), followed by Belize (0-2) v El Salvador (2-0) and Honduras (1-1) against Guatemala (3-0). Nicaragua has the day off.



Guatemala 3, Costa Rica 0

Guatemala swept Costa Rica 3-0 (27-25, 25-15, 25-18) for their third consecutive win. Guatemala had difficulties finding their way to overcome Costa Rican blockers in set one, losing an important five point advantage. With a line-up change in setter, Guatemala managed full offense over Costa Rica. Guatemala's spiking huge 44-27 margin made the difference to control Costa Rica's 12-5 margin in blocking. The winner also held advantage of 6-2 in aces and committed fewer errors (17-22). A balanced offense carried Guatemala into victory with middle blocker Andy Leonardo scoring 14 points, outside hitter Carlos Lopez finished with 13 points and outside hitter Wagner Chacon added 11 points. Costa Rica scored with outside hitter Alberto Blanco on 11 points and opposite Esteban Araya with 10 points.

Panama 3, Belize 2

Panama claimed their first victory after defeating Belize in five sets 3-2 (25-21, 25-22, 23-25, 20-25, 15-12). Panama was able to hold off their opponent in sets one and two, but got into difficulties when Belize started to enjoy more the game while their performance improved. This was Panama's second consecutive five setter, they previously lost to Nicaragua. Belize held a huge advantage in kills with 62-49 margin, as well as in blocks with 10-5 margin but they allowed Panama to score on their 49 errors. Panama did better in aces by a slim 5-3 advantage.

Panama had three players with double-digits, with outside hitter Domingo Avila leading with 16 points all in kills, outside hitter Oswald Marshall scored 14 points on 13 kills and one ace, and opposite Donaldo Ureña contributed with 11 points. With a match-high, outside hitter Bryton Codd of Belize scored 24 points, on 21 kills, 2 blocks and one ace; and opposite Karym Coleman scored 23 points on 21 kills and 2 blocks.



El Salvador 3, Nicaragua 2

El Salvador survived a five set thriller to hosts Nicaragua 3-2 (27-29, 25-17, 25-17, 16-25, 16-14). El Salvador grabbed a thrilling victory on impressive 17-6 advantage in blocking to stop Nicaragua's powerful spikers. The excitement started from the first point with the home fans cheering up to the end, watching their team press hard to reach the tie-breaker. El Salvador remained solid despite the fact that Francisco Hernandez couldn't play set five due to a minor ankle injury. El Salvador also led in spikes by 64-50, while both squads scored on 7 aces. El Salvador limited their errors to 21 points and benefited on 39 Nicaraguan errors. Rodrigo Chavez and Carlos Rodriguez scored 18 points apiece for the winning side, alongside Erick Menjivar with 17 points and Carlos Escobar with 15 points. Nicaragua leading scorers were Byron Hernandez with 15 points, Tito Valdivia with 13 points and Kevin Duarte with 12 points.

Guatemala líder del Voleibol masculino de Managua 2017

MANAGUA, Nicaragua, 12 de diciembre de 2017. - Guatemala lidera el Voleibol masculino en la décimo primera edición de los Juegos Centroamericanos Managua 2017 luego de tres victorias en sets seguidos.



Guatemala se impuso a Costa Rica 3-0 (27-25, 25-15, 25-18) para obtener su tercer triunfo consecutivo, mientras que Panamá y El Salvador sobrevivieron en cinco intensos sets. Panamá venció a Belize 3-2 (25-21, 25-22, 23-25, 20-25, 15-12) en su primera victoria y El Salvador derrotó a Nicaragua 3-2 (27-29, 25-17, 25-17, 16-25, 16-14).

Guatemala lidera la tabla de posiciones con record de 3-0 en juegos ganados y 15 puntos, El Salvador es segundo con 2-0 y 8 puntos, y Nicaragua marcha en tercero con marca de 1-2 y 6 puntos.

El programa del cuarto día de competencia presenta a Costa Rica (1-2) ante Panamá (1-2), seguido de Belize (0-2) v El Salvador (2-0) y Honduras (1-1) se mide ante Guatemala (3-0). Nicaragua tiene Descanso.



Guatemala 3, Costa Rica 0

Guatemala se impuso a Costa Rica 3-0 (27-25, 25-15, 25-18) en su tercer triunfo consecutivo. Guatemala tuvo dificultades para penetrar el bloqueo de Costa Rica en el primer set, perdiendo una importante ventaja de cinco puntos. Con un cambio de acomodador, Guatemala logró imponer su potente ofensiva dominando a Costa Rica. La enorme ventaja de 44-27 en el ataque hizo la diferencia para que Guatemala controlara el dominio de 12-5 en bloqueo por parte de Costa Rica. Los ganadores también sostuvieron ventaja de 6-2 en puntos de servicio y cometieron



menos errores (17-22). La victoria de Guatemala fue a través del balance ofensivo del central Andy Leonardo con 14 puntos, el atacante Carlos López finalizó con 13 puntos y el atacante Wagner Chacón sumó 11 puntos. Los máximos anotadores de Costa Rica fueron el atacante Alberto Blanco con 11 puntos y el puesto Esteban Araya con 10 puntos.

Panamá 3, Belize 2

Panamá cerró su primera victoria derrotando a Belize en cinco sets 3-2 (25-21, 25-22, 23-25, 20-25, 15-12). Panamá logró dominar a su rival en el primer y segundo sets, pero de vieron en dificultades cuando Belize disfrutó más el juego y mejorando su desempeño. Este fue el segundo juego consecutivo en cinco sets para Panamá, anteriormente había caído ante Nicaragua. Belize finalizó con una amplia ventaja de 62-49 en el ataque, así como 10-5 en bloqueo, pero permitió que Panamá anotara a través de sus 49 errores no forzados. Panamá tuvo mejor servicio con pequeña ventaja de 5-3. Panamá tuvo tres jugadores con doble-dígitos, el atacante Domingo Avila lideró con 16 puntos todos de ataque, el atacante Oswald Marshall anotó 14 puntos incluyendo 13 ataques y un punto de servicio, y el opuesto Donaldo Ureña contribuyó con 11 puntos. El máximo anotador del juego fue el atacante Bryton Codd de Belize con 24 puntos, incluyendo 21 ataques, 2 bloqueos y un punto de servicio; el opuesto Karym Coleman aportó 23 puntos con 21 ataques y 2 bloqueos.

El Salvador 3, Nicaragua 2

El Salvador sobrevivió a cinco intensos sets 3-2 (27-29, 25-17, 25-17, 16-25, 16-14) ante el anfitrión Nicaragua. El Salvador se llevó la victoria con una impresionante ventaja de 17-6 en bloqueo para detener la potencia ofensiva de Nicaragua. La emoción arrancó desde el primer punto con los fanáticos apoyando a Nicaragua que presionó hasta alcanzar el set definitivo. El Salvador se mantuvo firme a pesar de que Francisco Hernández no pudo jugar el quinto set por una leve lesión de tobillo. El Salvador también lideró en la categoría de ataque por 64-50 y ambos equipos anotaron 7 puntos de servicio. El Salvador limitó sus errores a 21 puntos y se benefició de 39 errores de Nicaragua. Rodrigo Chávez y Carlos Rodríguez anotaron 18 puntos cada uno para El Salvador, junto a Erick Menjivar con 17 puntos y Carlos Escobar con 15 puntos. Encabezaron la ofensiva de Nicaragua, Byron Hernández con 15 puntos, Tito Valdivia con 13 puntos y Kevin Duarte con 12 puntos.