




Bulletin 3

Panama

October 20, 2017



FEDERATION INTERNATIONALE DE VOLLEYBALL
 ASOCIACION DE FEDERACIONES CENTROAMERICANAS
 DE VOLEIBOL AFECVOL

0-1

**UNIFORMS COLORS /
 COLORES UNIFORMES**

CITY

Panama

REGISTERED COLORS / REGISTRO COLORES

(ONLY SHIRT COLOR / SOLO COLOR CAMISA)

DATE

18/10/2017

POOL PHASE

**A
 FINAL**

CRC	ESA	GUA	HON	NCA	PAN
RED	BLUE	BLUE	WHITE	L. BLUE	BLUE
WHITE	WHITE	WHITE	BLUE	WHITE	WHITE
BLUE			D. BLUE		

MATCH SCHEDULE Calendrier des matches			
DATE :	N° Match	Team	Team
		Equipe A	Equipe B
21-oct.	10	NCA	ESA
21-oct.	11	CRC	HON
21-oct.	12	GUA	PAN
21-oct.	13	CRC	ESA
21-oct.	14	HON	GUA
21-oct.	15	PAN	NCA

TEAMS CHOICE (1-2 OR 3) Choix des équipes (1-2 ou 3)			
1st CHOICE 1 er Choix		LIBERO	
A	B	A	B
		L. BLUE	WHITE
		RED	BLUE
		WHITE	BLUE
		WHITE	BLUE
		WHITE	BLUE
		WHITE	L. BLUE

FIVB DECISION Décision de la FIVB	
A	B
WHITE	BLUE
BLUE	WHITE
BLUE	WHITE
RED	WHITE
BLUE	WHITE
BLUE	WHITE

APPROVAL: FIVB TECHNICAL DELEGATE



XII Campeonato Centroamericano de Voleibol

Sub 19

Panama, Panama

18 - 22 Octubre 2017



Calendario de Competencia / Match Schedule



FINAL												
No.	Date	Time	Teams	Set	Result per set (points)					Total Puntos	Duración	Espectadores
					1	2	3	4	5			
1	19-oct	15:00	NCA vs HON	1-3	20 - 25	25 - 21	18 - 25	17 - 25		80 - 96	2:04	50
2	19-oct	17:00	GUA vs CRC	1-3	25 - 22	34 - 36	20 - 25	21 - 25		100 - 108	2:06	100
3	19-oct	19:00	ESA vs PAN	0-3	12 - 25	10 - 25	20 - 25			42 - 75	1:12	150
4	20-oct	08:30	NCA vs GUA	1-3	25 - 22	22 - 25	18 - 25	24 - 26		89 - 98	1:58	25
5	20-oct	10:30	ESA vs HON	2-3	27 - 29	22 - 25	25 - 20	25 - 20	14 - 16	113 - 110	2:20	40
6	20-oct	12:30	PAN vs CRC	2-3	25 - 20	22 - 25	25 - 20	21 - 25	8 - 15	101 - 105	2:17	100
7	20-oct	15:30	GUA vs ESA	1-3	20 - 25	25 - 20	19 - 25	20 - 25		84 - 95	2:09	75
8	20-oct	17:30	CRC vs NCA	3-2	10 - 25	14 - 25	25 - 14	25 - 16	15 - 8	89 - 88	2:08	125
9	20-oct	19:30	HON vs PAN	1-3	20 - 25	17 - 25	25 - 23	16 - 25		78 - 98	1:56	150
10	21-oct	08:30	NCA vs ESA									
11	21-oct	10:30	CRC vs HON									
12	21-oct	12:30	GUA vs PAN									
13	21-oct	15:30	CRC vs ESA									
14	21-oct	17:30	HON vs GUA									
15	21-oct	19:30	PAN vs NCA									





P-4 VOLLEYBALL • Collated results & ranking



XVII Campeonato Centroamericano U19 Panama 2017

Results of Saturday, 21' 21e 'October' 21e '2017

MATCH RESULTS

FINAL

No	Date	Teams	Set	Result per set (points)					Total Points	Time	Spectators
				1	2	3	4	5			
1	19/10/2017	NCA - HON	1-3	20-25	25-21	18-25	17-25		80- 96	2:04	50
2	19/10/2017	GUA - CRC	1-3	25-22	34-36	20-25	21-25		100-108	2:06	100
3	19/10/2017	ESA - PAN	0-3	12-25	10-25	20-25			42- 75	1:12	150
4	20/10/2017	NCA - GUA	1-3	25-22	22-25	18-25	24-26		89- 98	1:58	25
5	20/10/2017	ESA - HON	2-3	27-29	22-25	25-20	25-20	14-16	113-110	2:20	40
6	20/10/2017	PAN - CRC	2-3	25-20	22-25	25-20	21-25	8-15	101-105	2:17	100
7	20/10/2017	GUA - ESA	1-3	20-25	25-20	19-25	20-25		84- 95	2:09	75
8	20/10/2017	CRC - NCA	3-2	10-25	14-25	25-14	25-16	15- 8	89- 88	2:08	125
9	20/10/2017	HON - PAN	1-3	20-25	17-25	25-23	16-25		78- 98	1:56	150

TEAM RANKING

FINAL

Rk	Code	Team	Matches				Results Details						Points			Sets		
			Pts	T	W	L	3-0	3-1	3-2	2-3	1-3	0-3	W	L	Ratio	W	L	Ratio
1	CRC	Costa Rica	10	3	3	0	0	1	2	0	0	0	302	289	1.045	9	5	1.800
2	PAN	Panama	11	3	2	1	1	1	0	1	0	0	274	225	1.218	8	4	2.000
3	HON	Honduras	8	3	2	1	0	1	1	0	1	0	284	291	0.976	7	6	1.167
4	GUA	Guatemala	6	3	1	2	0	1	0	0	2	0	282	292	0.966	5	7	0.714
5	ESA	El Salvador	6	3	1	2	0	1	0	1	0	1	250	269	0.929	5	7	0.714
6	NCA	Nicaragua	4	3	0	3	0	0	0	1	2	0	257	283	0.908	4	9	0.444





P-2 VOLLEYBALL • Match result

XVII Campeonato Centroamericano U19 Panama 2017
FINAL



Match: 4 **Date:** 20/10/2017 **Spectators:** 25
City: Panama
Hall: Jose Beto Remon
Match duration: **Start:** 8:30 **End:** 10:28 **Total:** 1:58

Teams	Sets	1	2	3	4	5	Total
NCA	1	25	22	18	24		89
GUA	3	22	25	25	26		98
Set duration		0:27	0:26	0:28	0:28		1:49

Referees: Guerrero, Alvaro (HON) & Castellon, Agustin (PAN)

NCA • Nicaragua						GUA • Guatemala							
	1	2	3	4	5	Pts		1	2	3	4	5	Pts
1	■	■	■	■		25	1					□	
2		□	□	□		1	2	■	■	■	■		3
3	■	■	■	■		3	4	■	■	■	■		24
4	□	□	□	□		1	5		□				1
5	L	L	L	L			7	■					
6	□	□	□			2	8					□	
7	■	■	■	■		3	9	□	□		□		
8							10	L	L	L	L		
9	■	■	■	■		9	11	■	■	■	■		1
10	■	■	■	■		18	12	■	■	■	■		17
11	■	■	■	■		1	15	■	■	■	■		3
12	■	■	■	■			17	■	□	■	■		

Coach: Hernandez, Osman (NCA) **Assistant:** Mena, Jorge (NCA)
Coach: Callejas, Edgar (GUA) **Assistant:** Castaneda, Luis (GUA)

TEAMS AND PLAYERS PERFORMANCES

Won Pts	Total Atts	No Name	Scoring Skills	Won Pts	Total Atts	No Name
49	163	Total Team		42	146	Total Team
25	62	1 Cano Josue (OH)	Spike	23	57	4 Hoil Kevin (OH)
16	50	10 Sandoval Marcial (OH)		16	57	12 Ismalej David (OH)
8	50	Total Team	Block	6	51	Total Team
3	15	9 Cerda Rony (S)		2	8	2 Estrada Walter (S)
2	7	7 Bermudez Ronaldo (MB)	Serve	1	5	12 Ismalej David (OH)
6	90	Total Team		1	96	Total Team
2	23	3 Calero Ramces (S)	Opp. error	1	21	2 Estrada Walter (S)
2	16	9 Cerda Rony (S)				
26		Total Team	Total	49		Total Team
89	303	Total Team		98	293	Total Team
			Best Scorer			
25	78	1 Cano Josue (OH)		24	73	4 Hoil Kevin (OH)
Excellent	Total Atts	No Name	Non scoring Skills	Excellent	Total Atts	No Name
27	131	Total Team		16	110	Total Team
15	36	5 Carcache Jordan (L)	Dig	10	35	10 Escobar Hugo (L)
3	25	9 Cerda Rony (S)		4	20	12 Ismalej David (OH)
10	149	Total Team	Set	16	124	Total Team
5	69	3 Calero Ramces (S)		16	116	2 Estrada Walter (S)
27	85	Total Team	Reception	20	77	Total Team
11	27	5 Carcache Jordan (L)	Success - Faults	7	18	12 Ismalej David (OH)
12	34	10 Sandoval Marcial (OH)	# Attempts	13	37	10 Escobar Hugo (L)

■ Starting line-up Pts = Points scored [nn] = Captain
□ Substitute Atts = Attempts L = Libero
Opp = Opponent





P-2 VOLLEYBALL • Match result

XVII Campeonato Centroamericano U19 Panama 2017
FINAL



Match: 5 **Date:** 20/10/2017 **Spectators:** 40
City: Panama
Hall: Jose Beto Remon
Match duration: **Start:** 11:13 **End:** 13:33 **Total:** 2:20

Teams	Sets	1	2	3	4	5	Total
ESA	2	27	22	25	25	14	113
HON	3	29	25	20	20	16	110
Set duration		0:31	0:27	0:25	0:25	0:20	2:08

Referees: Hernandez, Cinthya (CRC) & Izquierdo, Alejandra (NCA)

ESA • El Salvador						HON • Honduras								
	1	2	3	4	5	Pts		1	2	3	4	5	Pts	
1	Gomez Andres (S)	■	■	■	■	■	5	1	Gernat Matthew (S)	□		□	■	3
2	Rivera Diego (OP)	■						2	L Brito Mario (L)	L	L	L	L	
3	Ariaga Stiven (L)							4	Palma Roberto (OH)					
5	Barrera Juan (OH)	□	□	□	□	□		5	Cruz Ubaldo (OH)	■	■	■	■	9
6	Cardona Jimmy (OP)							6	Garcia Gabriel (MB)			□	■	1
7	Navarro Diego (OH)	■	■	■	■	■	15	9	Escoto Allan (OH)	■	■	■	■	19
8	Guidos Diego (MB)	■	■	■	■	■	49	10	Azar Joseph (OH)	□				
10	Gomez Douglas (OH)	■	■	■	■	■	9	12	Aguirre Rodrigo (MB)		■	■	■	2
11	Toledo Josias (MB)	■	■	■	■	■	5	13	Arriola David (S)	■	■	■	■	5
12	Salmeron Angel (MB)							16	Pineda David (MB)	■	■	■	■	10
16	Polanco Immer (S)	□	■	■	■	■	3	17	Santos Jorge (MB)	■	■	■	■	7
22	L Ceron Diego (OH)	L	L	L	L	L		23	Paredes Rufo (OP)	■		□	■	4
Coach: Trujillo, Cesar (ESA)						Coach: Castillo, Alejandro (HON)								
Assistant: Vargas, David (ESA)						Assistant: Azar, Jorge (HON)								

TEAMS AND PLAYERS PERFORMANCES

Won Pts	Total Atts	No Name	Scoring Skills	Won Pts	Total Atts	No Name
70	175	Total Team		44	146	Total Team
44	82	8 Guidos Diego (MB)	Spike	16	53	9 Escoto Allan (OH)
14	32	7 Navarro Diego (OH)		7	28	5 Cruz Ubaldo (OH)
9	53	Total Team	Block	10	71	Total Team
4	15	8 Guidos Diego (MB)		3	7	9 Escoto Allan (OH)
3	10	1 Gomez Andres (S)	Serve	2	20	16 Pineda David (MB)
7	112	Total Team		6	110	Total Team
3	25	11 Toledo Josias (MB)	Opp. error	2	11	1 Gernat Matthew (S)
1	15	16 Polanco Immer (S)		2	16	13 Arriola David (S)
27		Total Team	Opp. error	50		Total Team
113	340	Total Team	Total	110	327	Total Team
			Best Scorer			
49	113	8 Guidos Diego (MB)		19	78	9 Escoto Allan (OH)
Excellent	Total Atts	No Name	Non scoring Skills	Excellent	Total Atts	No Name
16	127	Total Team		16	128	Total Team
5	23	1 Gomez Andres (S)	Dig	13	55	2 Brito Mario (L)
4	26	22 Ceron Diego (OH)		1	9	16 Pineda David (MB)
10	171	Total Team	Set	12	121	Total Team
6	125	16 Polanco Immer (S)		11	90	13 Arriola David (S)
23	102	Total Team	Reception	21	94	Total Team
8	30	8 Guidos Diego (MB)	Success - Faults	8	25	2 Brito Mario (L)
10	42	22 Ceron Diego (OH)	# Attempts	4	21	5 Cruz Ubaldo (OH)

■ Starting line-up Pts = Points scored [nn] = Captain
□ Substitute Atts = Attempts L = Libero
Opp = Opponent





P-2 VOLLEYBALL • Match result

XVII Campeonato Centroamericano U19 Panama 2017
FINAL



Match: 6 **Date:** 20/10/2017 **Spectators:** 100
City: Panama
Hall: Jose Beto Remon
Match duration: **Start:** 14:13 **End:** 16:30 **Total:** 2:17

Teams	Sets	1	2	3	4	5	Total
PAN	2	25	22	25	21	8	101
CRC	3	20	25	20	25	15	105
Set duration		0:24	0:30	0:28	0:28	0:15	2:05

Referees: Sandoval, Samuel (GUA) & Saenz, Erick (ESA)

PAN • Panama		1	2	3	4	5	Pts
1	L Moran Jaison (L)	L	L	L	L	L	
2	Deago Ruben (OH)	□	□	□	□	□	2
3	Arboine Denzel (OH)	■	■	■	■	■	27
4	Ortega Ivan (OH)	■	□	□	□	□	
5	Santos Rommy (OP)			□			
7	Vasquez Jose (OH)	■	■	■	■	■	27
8	Nieto Jorge (OP)						
9	Castillo Cesar (OP)	□	■	■	■	■	5
11	Flores Christian (S)	■	■	■	■	■	3
12	Andrade Daniel (S)		□	□	□		1
14	Melendez Joseph (MB)	■	■	■	■	■	6
17	NG David (MB)	■	■	■	■	■	8

Coach: Ortiz, Eugenio (CUB)
Assistant: Pomares, Mercedes (CUB)

CRC • Costa Rica		1	2	3	4	5	Pts
1	Alfaro Kendall (S)	■	■	■	□	□	2
2	L Vargas Kerem (L)	L	L	L	L	L	
5	Guzman Jeferson (OP)		□	■	■	■	7
6	Mc Donald Dowshel (OH)	■	■	■	■	■	13
7	Smith Deykel (OH)	■	■	□	■	■	9
8	Diaz Relly (MB)						
9	Rivas Sebastian (OP)	■	■	■	□	□	6
10	Miranda Edin (MB)						
11	Arrieta Juan (MB)	■	■	■	■	■	13
12	Jimenez Yeyco (MB)	■	■	■	■	■	5
13	Vargas Alvaro (OH)		□	□			
15	Cruz Justin (S)			□	■	■	3

Coach: Acuna, Juan (CRC)
Assistant: Araya, Sergio (CRC)

TEAMS AND PLAYERS PERFORMANCES

Won Pts	Total Atts	No Name	Scoring Skills	Won Pts	Total Atts	No Name
60	146	Total Team		38	109	Total Team
24	59	3 Arboine Denzel (OH)	Spike	10	32	6 Mc Donald Dowshel (OH)
23	48	7 Vasquez Jose (OH)		7	14	7 Smith Deykel (OH)
8	30	Total Team	Block	14	59	Total Team
3	12	17 NG David (MB)		7	20	11 Arrieta Juan (MB)
2	5	3 Arboine Denzel (OH)	Serve	3	9	6 Mc Donald Dowshel (OH)
11	102	Total Team		6	104	Total Team
4	21	7 Vasquez Jose (OH)	Opp. error	2	16	15 Cruz Justin (S)
2	10	2 Deago Ruben (OH)		2	14	7 Smith Deykel (OH)
22		Total Team	Total	47		Total Team
101	278	Total Team		105	272	Total Team

27	78	3 Arboine Denzel (OH)	Best Scorer	13	51	6 Mc Donald Dowshel (OH)
----	----	-----------------------	--------------------	----	----	--------------------------

Excellent	Total Atts	No Name	Non scoring Skills	Excellent	Total Atts	No Name
9	91	Total Team		4	83	Total Team
6	21	1 Moran Jaison (L)	Dig	3	31	2 Vargas Kerem (L)
1	18	9 Castillo Cesar (OP)		1	6	5 Guzman Jeferson (OP)
16	137	Total Team	Set	3	90	Total Team
16	118	11 Flores Christian (S)		3	60	1 Alfaro Kendall (S)
27	94	Total Team	Reception	20	79	Total Team
13	24	1 Moran Jaison (L)	Success - Faults	14	33	2 Vargas Kerem (L)
3	21	7 Vasquez Jose (OH)	# Attempts			

■ Starting line-up Pts = Points scored [nn] = Captain
□ Substitute Atts = Attempts L = Libero
Opp = Opponent





P-2 VOLLEYBALL • Match result

XVII Campeonato Centroamericano U19 Panama 2017
FINAL



Match: 7 **Date:** 20/10/2017 **Spectators:** 75
City: Panama
Hall: Jose Beto Remon
Match duration: **Start:** 17:13 **End:** 19:22 **Total:** 2:09

Teams	Sets	1	2	3	4	5	Total
GUA	1	20	25	19	20		84
ESA	3	25	20	25	25		95
Set duration		0:21	0:24	0:27	0:28		1:40

Referees: Izquierdo, Alejandra (NCA) & Guerrero, Alvaro (HON)

GUA • Guatemala						1	2	3	4	5	Pts	ESA • El Salvador						1	2	3	4	5	Pts
1	Gamboa Francisco (OH)											1	Gomez Andres (S)									10	
2	Estrada Walter (S)	■	■	■	■						3	2	Rivera Diego (OP)	■	■	■	■						
3	Hoil Kevin (OH)	■	■	■	■						17	3	Ariaga Stiven (L)										
4	Hernandez Christopher (OP)											5	5	Barrera Juan (OH)	□	□	□	□				1	
5	Mazariegos Angel (MB)											7	6	Cardona Jimmy (OP)					□	□			
6	Ralon Daniel (S)					■						8	7	Navarro Diego (OH)	■	■	■	■				13	
7	Zuniga Jose (OH)											9	8	Guidos Diego (MB)	■	■	■	■				30	
8	L Escobar Hugo (L)	□		□	■							10	10	Gomez Douglas (OH)	■	■	■	■				8	
9	Mejia Edwin (OP)											11	11	Toledo Josias (MB)	■	■	■	■				1	
10	L Ismalej David (OH)	■	■	■	■						10	12	Salmeron Angel (MB)	■	■	■	■						
11	Hernandez Jason (MB)	■	■	■	■						5	16	Polanco Immer (S)	■	■	■	■					2	
12	Gonzalez Mario (MB)	■	□	■							5	22	L Ceron Diego (OH)					L	L	L	L		

Coach: Callejas, Edgar (GUA)
Assistant: Castaneda, Luis (GUA)

Coach: Trujillo, Cesar (ESA)
Assistant: Vargas, David (ESA)

TEAMS AND PLAYERS PERFORMANCES

Won Pts	Total Atts	No Name	Scoring Skills	Won Pts	Total Atts	No Name
30	117	Total Team		47	130	Total Team
16	45	4 Hoil Kevin (OH)	Spike	22	51	8 Guidos Diego (MB)
8	34	12 Ismalej David (OH)		11	29	7 Navarro Diego (OH)
3	48	Total Team	Block	7	42	Total Team
2	16	15 Hernandez Jason (MB)		5	13	8 Guidos Diego (MB)
1	2	2 Estrada Walter (S)	Serve	1	9	1 Gomez Andres (S)
7	85	Total Team		11	93	Total Team
2	17	2 Estrada Walter (S)	Opp. error	3	13	8 Guidos Diego (MB)
2	15	12 Ismalej David (OH)		2	15	7 Navarro Diego (OH)
44		Total Team	Opp. error	30		Total Team
84	250	Total Team	Total	95	265	Total Team
			Best Scorer			
17	55	4 Hoil Kevin (OH)		30	77	8 Guidos Diego (MB)
Excellent	Total Atts	No Name	Non scoring Skills	Excellent	Total Atts	No Name
9	109	Total Team		10	101	Total Team
5	35	10 Escobar Hugo (L)	Dig	3	17	1 Gomez Andres (S)
2	14	4 Hoil Kevin (OH)		3	22	22 Ceron Diego (OH)
3	98	Total Team	Set	14	135	Total Team
3	81	2 Estrada Walter (S)		14	120	16 Polanco Immer (S)
12	76	Total Team	Reception	14	79	Total Team
6	20	12 Ismalej David (OH)	Success - Faults	6	21	22 Ceron Diego (OH)
			# Attempts	5	32	7 Navarro Diego (OH)

■ Starting line-up Pts = Points scored nn = Captain
□ Substitute Atts = Attempts L = Libero
Opp = Opponent





P-2 VOLLEYBALL • Match result

XVII Campeonato Centroamericano U19 Panama 2017
FINAL



Match: 8 **Date:** 20/10/2017 **Spectators:** 125
City: Panama
Hall: Jose Beto Remon
Match duration: **Start:** 19:45 **End:** 21:53 **Total:** 2:08

Teams	Sets	1	2	3	4	5	Total
CRC	3	10	14	25	25	15	89
NCA	2	25	25	14	16	8	88
Set duration		0:21	0:26	0:22	0:32	0:15	1:56

Referees: Saenz, Erick (ESA) & Castellon, Agustin (PAN)

CRC • Costa Rica		1	2	3	4	5	Pts
1	Alfaro Kendall (S)	□	□	□	■	■	4
2	L Vargas Kerem (L)	L	L	L	L	L	
5	Guzman Jeferson (OP)	□	■	■	■	■	11
6	Mc Donald Dowshel (OH)	■	■	■	■	■	11
7	Smith Deykel (OH)	■	■				3
8	Diaz Relly (MB)						
9	Rivas Sebastian (OP)	■	□	■	■	■	9
10	Miranda Edin (MB)	□					
11	Arrieta Juan (MB)	■	■	■	■	■	14
12	Jimenez Yeyco (MB)	■	■	■	■	■	8
13	Vargas Alvaro (OH)	□	□	□			
15	Cruz Justin (S)	■	■	■			

Coach: Acuna, Juan (CRC)
Assistant: Araya, Sergio (CRC)

NCA • Nicaragua		1	2	3	4	5	Pts
1	Cano Josue (OH)	■	■	■	■	■	20
2	Sacasa Milton (OP)		□		□		
3	Calero Ramces (S)	■	■	■	■	■	5
4	Lozano Steven (OH)	□	□	□			1
5	L Carcache Jordan (L)	L	L	L	L	L	
6	Zamora Axel (OP)				□		
7	Bermudez Ronaldo (MB)	■	■	■	■	■	1
8	Orozco Levi (MB)						
9	Cerda Rony (S)	■	■	■	■	■	8
10	Sandoval Marcial (OH)	■	■	■	■	■	19
11	Hernandez Manuel (MB)	■	■	■	■	■	4
12	Marenco Bryan (OH)						

Coach: Hernandez, Osman (NCA)
Assistant: Mena, Jorge (NCA)

TEAMS AND PLAYERS PERFORMANCES

Won Pts	Total Atts	No Name	Scoring Skills	Won Pts	Total Atts	No Name
44	133	Total Team		44	145	Total Team
11	25	5 Guzman Jeferson (OP)	Spike	17	45	1 Cano Josue (OH)
10	30	6 Mc Donald Dowshel (OH)		17	71	10 Sandoval Marcial (OH)
9	63	Total Team	Block	6	40	Total Team
3	11	9 Rivas Sebastian (OP)		2	4	10 Sandoval Marcial (OH)
3	22	12 Jimenez Yeyco (MB)	Serve	2	11	11 Hernandez Manuel (MB)
7	89	Total Team		8	88	Total Team
5	15	11 Arrieta Juan (MB)	Opp. error	4	28	3 Calero Ramces (S)
2	14	1 Alfaro Kendall (S)		2	12	1 Cano Josue (OH)
29		Total Team	Total	30		Total Team
89	285	Total Team		88	273	Total Team
			Best Scorer			
14	38	11 Arrieta Juan (MB)		20	60	1 Cano Josue (OH)
Excellent	Total Atts	No Name	Non scoring Skills	Excellent	Total Atts	No Name
0	108	Total Team		18	100	Total Team
			Dig	15	34	5 Carcache Jordan (L)
				1	2	4 Lozano Steven (OH)
6	124	Total Team	Set	6	130	Total Team
6	77	1 Alfaro Kendall (S)		5	101	9 Cerda Rony (S)
10	78	Total Team	Reception	15	80	Total Team
4	19	2 Vargas Kerem (L)	Success - Faults	8	16	5 Carcache Jordan (L)
			# Attempts	4	25	10 Sandoval Marcial (OH)

■ Starting line-up Pts = Points scored [nn] = Captain
□ Substitute Atts = Attempts L = Libero
Opp = Opponent





P-2 VOLLEYBALL • Match result

XVII Campeonato Centroamericano U19 Panama 2017
FINAL



Match: 9 **Date:** 20/10/2017 **Spectators:** 150
City: Panama
Hall: Jose Beto Remon
Match duration: **Start:** 22:34 **End:** 0:30 **Total:** 1:56

Teams	Sets	1	2	3	4	5	Total
HON	1	20	17	25	16		78
PAN	3	25	25	23	25		98
Set duration		0:22	0:26	0:34	0:25		1:47

Referees: Hernandez, Cinthya (CRC) & Sandoval, Samuel (GUA)

HON • Honduras		1	2	3	4	5	Pts	PAN • Panama		1	2	3	4	5	Pts
1	Gernat Matthew (S)							1	L Moran Jaison (L)						
2	L Brito Mario (L)	L	L					2	Deago Ruben (OH)						8
4	Palma Roberto (OH)							3	Arboine Denzel (OH)						29
5	Cruz Ubaldo (OH)						3	4	Ortega Ivan (OH)						3
6	Garcia Gabriel (MB)						1	5	Santos Rommy (OP)						
9	Escoto Allan (OH)						5	7	Vasquez Jose (OH)						4
10	Azar Joseph (OH)							8	Nieto Jorge (OP)						
12	Aguirre Rodrigo (MB)							9	Castillo Cesar (OP)						4
13	Arriola David (S)						3	11	Flores Christian (S)						5
16	Pineda David (MB)						5	12	Andrade Daniel (S)						
17	Santos Jorge (MB)						8	14	Melendez Joseph (MB)						9
23	Paredes Rufo (OP)						8	17	NG David (MB)						13
Coach: Castillo, Alejandro (HON) Assistant: Azar, Jorge (HON)								Coach: Ortiz, Eugenio (CUB) Assistant: Pomares, Mercedes (CUB)							

TEAMS AND PLAYERS PERFORMANCES

Won Pts	Total Atts	No Name	Scoring Skills	Won Pts	Total Atts	No Name
23	105	Total Team		54	151	Total Team
7	14	23 Paredes Rufo (OP)	Spike	26	55	3 Arboine Denzel (OH)
6	16	17 Santos Jorge (MB)		10	21	17 NG David (MB)
8	51	Total Team	Block	7	35	Total Team
2	13	17 Santos Jorge (MB)		2	11	14 Melendez Joseph (MB)
2	3	5 Cruz Ubaldo (OH)		2	7	17 NG David (MB)
2	79	Total Team	Serve	14	96	Total Team
1	6	5 Cruz Ubaldo (OH)		4	13	11 Flores Christian (S)
1	22	13 Arriola David (S)		4	11	2 Deago Ruben (OH)
45		Total Team	Opp. error	23		Total Team
78	235	Total Team	Total	98	282	Total Team
8	37	17 Santos Jorge (MB)	Best Scorer	29	77	3 Arboine Denzel (OH)
Excellent	Total Atts	No Name	Non scoring Skills	Excellent	Total Atts	No Name
2	86	Total Team		4	108	Total Team
1	3	1 Gernat Matthew (S)	Dig	2	20	1 Moran Jaison (L)
1	13	2 Brito Mario (L)		2	14	3 Arboine Denzel (OH)
1	96	Total Team	Set	7	139	Total Team
1	90	13 Arriola David (S)		7	123	11 Flores Christian (S)
6	76	Total Team	Reception	19	74	Total Team
3	16	5 Cruz Ubaldo (OH)	Success - Faults	6	18	1 Moran Jaison (L)
			# Attempts	5	19	9 Castillo Cesar (OP)

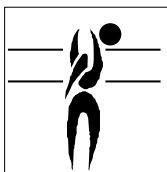
■ Starting line-up Pts = Points scored [nn] = Captain
□ Substitute Atts = Attempts L = Libero
Opp = Opponent





P-5 VOLLEYBALL • Players ranking by skills

XVII Campeonato Centroamericano U19 Panama 2017



Best Scorers

Rk	No	Name	Team	Spike	Block	Serve	Total
1	8	Guidos Diego (MB)	ESA	78	10	4	92
2	4	Hoil Kevin (OH)	GUA	65	4	1	70
3	3	Arboine Denzel (OH)	PAN	58	5	3	66
4	1	Cano Josue (OH)	NCA	52	1	2	55
5	10	Sandoval Marcial (OH)	NCA	46	4	3	53
6	12	Ismalej David (OH)	GUA	40	1	3	44
7	7	Vasquez Jose (OH)	PAN	37	1	4	42
8	11	Arrieta Juan (MB)	CRC	24	11	6	41
9	9	Escoto Allan (OH)	HON	31	4	0	35
10	6	Mc Donald Dowshel (OH)	CRC	25	7	2	34
11	7	Navarro Diego (OH)	ESA	28	0	3	31
11	9	Cerda Rony (S)	NCA	20	7	4	31
13	9	Rivas Sebastian (OP)	CRC	21	8	1	30
14	17	NG David (MB)	PAN	18	6	2	26
15	5	Guzman Jeferson (OP)	CRC	23	0	2	25
15	7	Smith Deykel (OH)	CRC	21	1	3	25
17	12	Jimenez Yeyco (MB)	CRC	15	7	1	23
18	14	Melendez Joseph (MB)	PAN	18	4	0	22
18	17	Santos Jorge (MB)	HON	16	5	1	22
18	5	Cruz Ubaldo (OH)	HON	11	5	6	22
21	16	Pineda David (MB)	HON	14	3	2	19
22	1	Gomez Andres (S)	ESA	9	5	4	18
23	10	Gomez Douglas (OH)	ESA	16	0	1	17
24	11	Mejia Edwin (OP)	GUA	13	1	1	15
24	23	Paredes Rufo (OP)	HON	13	2	0	15
26	15	Hernandez Jason (MB)	GUA	8	4	1	13
26	13	Arriola David (S)	HON	8	2	3	13
26	3	Calero Ramces (S)	NCA	3	1	9	13
29	1	Alfaro Kendall (S)	CRC	1	6	5	12
30	2	Deago Ruben (OH)	PAN	4	0	6	10
30	2	Estrada Walter (S)	GUA	2	3	5	10
30	9	Castillo Cesar (OP)	PAN	2	3	5	10
30	11	Flores Christian (S)	PAN	1	2	7	10
34	6	Zamora Axel (OP)	NCA	7	0	1	8
35	4	Ortega Ivan (OH)	PAN	7	0	0	7
35	11	Toledo Josias (MB)	ESA	1	1	5	7
37	11	Hernandez Manuel (MB)	NCA	3	3	0	6
38	16	Polanco Immer (S)	ESA	1	2	2	5
39	7	Bermudez Ronaldo (MB)	NCA	2	2	0	4
40	22	Ceron Diego (OH)	ESA	2	1	0	3
40	9	Zuniga Jose (OH)	GUA	1	0	2	3
40	4	Lozano Steven (OH)	NCA	1	0	2	3
40	1	Gernat Matthew (S)	HON	0	1	2	3
40	15	Cruz Justin (S)	CRC	0	1	2	3
45	17	Gonzalez Mario (MB)	GUA	2	0	0	2
45	12	Aguirre Rodrigo (MB)	HON	2	0	0	2
45	2	Sacasa Milton (OP)	NCA	1	0	1	2
45	6	Garcia Gabriel (MB)	HON	0	2	0	2
49	2	Rivera Diego (OP)	ESA	1	0	0	1
49	5	Hernandez Cristopher (OP)	GUA	1	0	0	1
Total tournament				774	136	118	1,028

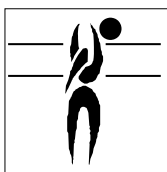




Best Spikers

Limit: 15.00%

Rk	No	Name	Team	Spikes	Faults	Shots	Total Attempts	Succ. %
1	8	Guidos Diego (MB)	ESA	78	17	62	157	49.68
2	7	Vasquez Jose (OH)	PAN	37	12	29	78	47.44
3	3	Arboine Denzel (OH)	PAN	58	25	47	130	44.62
4	4	Hoil Kevin (OH)	GUA	65	22	80	167	38.92
5	7	Navarro Diego (OH)	ESA	28	12	34	74	37.84
6	1	Cano Josue (OH)	NCA	52	23	68	143	36.36
7	6	Mc Donald Dowshel (OH)	CRC	25	20	41	86	29.07
8	10	Sandoval Marcial (OH)	NCA	46	29	84	159	28.93
9	12	Ismalej David (OH)	GUA	40	12	92	144	27.78
10	9	Rivas Sebastian (OP)	CRC	21	12	47	80	26.25
Total Tournament				774	365	1,274	2,413	32.08



Best Blockers


Rk	No	Name	Team	Kill Blocks	Faults	Rebounds	Total Attempts	Avg. by set
1	8	Guidos Diego (MB)	ESA	10	8	17	35	0.83
2	11	Arrieta Juan (MB)	CRC	11	13	17	41	0.79
3	9	Rivas Sebastian (OP)	CRC	8	11	11	30	0.57
4	9	Cerda Rony (S)	NCA	7	12	10	29	0.54
5	17	NG David (MB)	PAN	6	9	10	25	0.50
6	6	Mc Donald Dowshel (OH)	CRC	7	8	4	19	0.50
7	12	Jimenez Yeyco (MB)	CRC	7	20	18	45	0.50
8	1	Alfaro Kendall (S)	CRC	6	10	15	31	0.43
9	3	Arboine Denzel (OH)	PAN	5	3	7	15	0.42
10	1	Gomez Andres (S)	ESA	5	8	11	24	0.42
Total Tournament				136	280	421	837	3.58



Best Servers

Rk	No	Name	Team	Aces	Faults	Serve Hits	Total Attempts	Avg. by set
1	3	Calero Ramces (S)	NCA	9	2	50	61	0.69
2	11	Flores Christian (S)	PAN	7	11	29	47	0.58
3	2	Deago Ruben (OH)	PAN	6	4	13	23	0.50
4	5	Cruz Ubaldo (OH)	HON	6	2	25	33	0.46
5	11	Arrieta Juan (MB)	CRC	6	3	36	45	0.43
6	9	Castillo Cesar (OP)	PAN	5	2	30	37	0.42
7	2	Estrada Walter (S)	GUA	5	5	49	59	0.42
8	11	Toledo Josias (MB)	ESA	5	8	28	41	0.42
9	1	Alfaro Kendall (S)	CRC	5	6	38	49	0.36
10	8	Guidos Diego (MB)	ESA	4	2	29	35	0.33
Total Tournament				118	196	1,329	1,643	3.11





Best Diggers

Rk	No	Name	Team	Digs	Faults	Receptions	Total Attempts	Avg. by set
1	5	Carcache Jordan (L)	NCA	37	5	57	99	2.85
2	10	Escobar Hugo (L)	GUA	21	9	77	107	1.75
3	2	Brito Mario (L)	HON	17	21	42	80	1.31
4	1	Moran Jaison (L)	PAN	11	5	40	56	0.92
5	2	Vargas Kerem (L)	CRC	12	16	75	103	0.86
6	1	Gomez Andres (S)	ESA	9	7	31	47	0.75
7	4	Hoil Kevin (OH)	GUA	8	6	39	53	0.67
8	22	Ceron Diego (OH)	ESA	7	6	42	55	0.58
9	10	Sandoval Marcial (OH)	NCA	5	10	27	42	0.38
10	12	Ismalej David (OH)	GUA	4	3	47	54	0.33
Total Tournament				175	305	1,377	1,857	4.61



Best Setters

Rk	No	Name	Team	Running Sets	Faults	Still Sets	Total Attempts	Avg. by set
1	11	Flores Christian (S)	PAN	37	9	242	288	3.08
2	2	Estrada Walter (S)	GUA	32	10	304	346	2.67
3	1	Alfaro Kendall (S)	CRC	30	5	225	260	2.14
4	16	Polanco Immer (S)	ESA	23	19	243	285	1.92
5	13	Arriola David (S)	HON	22	12	224	258	1.69
6	3	Calero Ramces (S)	NCA	17	8	133	158	1.31
7	9	Cerda Rony (S)	NCA	12	4	198	214	0.92
8	1	Gomez Andres (S)	ESA	4	5	44	53	0.33
9	2	Sacasa Milton (OP)	NCA	4	1	12	17	0.31
10	6	Zamora Axel (OP)	NCA	1	-	1	2	0.08
Total Tournament				183	89	1,892	2,164	4.82



Best Receivers

Limit: 20.00%


Rk	No	Name	Team	Excellents	Faults	Serve Receptions	Total Attempts	Eff. %
1	5	Carcache Jordan (L)	NCA	42	3	34	79	49.37
2	1	Moran Jaison (L)	PAN	24	2	30	56	39.29
3	2	Vargas Kerem (L)	CRC	30	5	47	82	30.49
4	8	Guidos Diego (MB)	ESA	17	4	33	54	24.07
5	7	Navarro Diego (OH)	ESA	21	2	62	85	22.35
6	10	Sandoval Marcial (OH)	NCA	26	6	59	91	21.98
7	12	Ismalej David (OH)	GUA	16	2	50	68	20.59
8	3	Arboine Denzel (OH)	PAN	9	1	32	42	19.05
9	22	Ceron Diego (OH)	ESA	17	3	59	79	17.72
10	5	Cruz Ubaldo (OH)	HON	15	5	38	58	17.24
Total Tournament				343	90	985	1,418	17.84





P-5 VOLLEYBALL • Players ranking by skills

XVII Campeonato Centroamericano U19 Panama 2017



Best Liberos

Rk	No	Name	Team	Excellents	Faults	In play	Total attempts	Avg. by set
1	5	Carcache Jordan (L)	NCA	79	8	91	178	6.08
2	10	Escobar Hugo (L)	GUA	39	16	130	185	3.25
3	2	Vargas Kerem (L)	CRC	42	21	122	185	3.00
4	1	Moran Jaison (L)	PAN	35	7	70	112	2.92
5	2	Brito Mario (L)	HON	32	29	77	138	2.46
6	3	Ariaga Stiven (L)	ESA			6	6	





P-6 VOLLEYBALL • Teams ranking by skills

XVII Campeonato Centroamericano U19 Panama 2017



Best Spikers

Limit: 15.00%

Rk	Team	Spikes	Faults	Shots	Total Attempts	Succ. %
1	PAN Panama	146	64	146	356	41.01
2	ESA El Salvador	136	61	178	375	36.27
3	CRC Costa Rica	130	52	231	413	31.48
4	NCA Nicaragua	135	90	227	452	29.87
5	GUA Guatemala	132	56	265	453	29.14
6	HON Honduras	95	42	227	364	26.10
Total Tournament		774	365	1,274	2,413	32.08



Best Blockers

Rk	Team	Kill Blocks	Faults	Rebounds	Total Attempts	Avg. by set
1	CRC Costa Rica	41	70	76	187	2.93
2	HON Honduras	24	45	100	169	1.85
3	PAN Panama	21	24	46	91	1.75
4	ESA El Salvador	19	40	59	118	1.58
5	NCA Nicaragua	18	35	64	117	1.38
6	GUA Guatemala	13	66	76	155	1.08
Total Tournament		136	280	421	837	3.58



Best Servers


Rk	Team	Aces	Faults	Serve Hits	Total Attempts	Avg. by set
1	PAN Panama	27	46	199	272	2.25
2	NCA Nicaragua	22	30	206	258	1.69
3	ESA El Salvador	20	43	185	248	1.67
4	CRC Costa Rica	22	27	250	299	1.57
5	HON Honduras	14	17	253	284	1.08
5	GUA Guatemala	13	33	236	282	1.08
Total Tournament		118	196	1,329	1,643	3.11





P-6 VOLLEYBALL • Teams ranking by skills

XVII Campeonato Centroamericano U19 Panama 2017



Best Diggers

Rk	Team	Digs	Faults	Receptions	Total Attempts	Avg. by set
1	NCA Nicaragua	53	55	234	342	4.08
2	GUA Guatemala	35	45	271	351	2.92
3	ESA El Salvador	27	37	204	268	2.25
4	HON Honduras	27	76	202	305	2.08
5	PAN Panama	17	28	200	245	1.42
6	CRC Costa Rica	16	64	266	346	1.14
Total Tournament		175	305	1,377	1,857	4.61



Best Setters

Rk	Team	Running Sets	Faults	Still Sets	Total Attempts	Avg. by set
1	PAN Panama	37	12	279	328	3.08
2	GUA Guatemala	32	11	344	387	2.67
3	NCA Nicaragua	34	15	367	416	2.62
4	ESA El Salvador	27	26	320	373	2.25
5	CRC Costa Rica	30	9	312	351	2.14
6	HON Honduras	23	16	270	309	1.77
Total Tournament		183	89	1,892	2,164	4.82




Best Receivers

Limit: 20.00%

Rk	Team	Excellents	Faults	Serve Receptions	Total Attempts	Eff. %
1	PAN Panama	58	6	135	199	26.13
2	NCA Nicaragua	79	14	157	250	26.00
3	ESA El Salvador	56	13	172	241	17.84
4	CRC Costa Rica	54	16	171	241	15.77
5	GUA Guatemala	48	19	180	247	11.74
6	HON Honduras	48	22	170	240	10.83
Total Tournament		343	90	985	1,418	17.84





Costa Rica único invicto

Ciudad de Panamá, octubre 20, 2017.- Costa Rica terminó como único invicto luego de finalizar la tercera jornada del XII Campeonato Centroamericano U19 de Voleibol Masculino.

Victorias impresionantes ante Panamá y Nicaragua, ambas en cinco set, le permiten a Costa Rica pensar en la medalla de oro, aunque todavía tiene compromisos ante Honduras y El Salvador.

Ante Panamá, el equipo costarricense comenzó perdiendo el primer set, perdió los dos siguientes y terminó ganando 20-25, 25-22, 20-25, 25-21, 15-8. Ante los nicaragüenses, la historia fue parecida, cayendo en los dos set iniciales 10-25 y 14-25, pero ripostó ganando 25-14, 25-16, 15-8.

El capitán de Costa Rica, Juan Arrieta, fue el mejor anotador en ambos juegos, con 13 y 14 puntos. Por Panamá destacó el también capitán Denzel Arboine, al conseguir 27 puntos ante Costa Rica.

El resto de equipos dividieron en sus salidas. Guatemala primero venció 3-1 a Nicaragua con pizarra 22-25, 25-22, 25-18 y 26-24, pero por la tarde El Salvador sacó el triunfo ante los guatemaltecos en cuatro set (3-1) con parciales 25-20, 20-25, 25-19 y 25-20.

Kevin Hoil, de Guatemala, logró 17 puntos ante El Salvador y 24 contra Nicaragua, que tuvo a José Cano con 25 y 20 puntos en sus dos juegos.

El salvadoreño Diego Guidos, se destacó en la jornada como el máximo anotador de un partido en esta categoría al conseguir 49 puntos ante Honduras. Además sumó 30 unidades contra Guatemala, encabezando la lista de mejores anotadores.

Honduras logró su segunda victoria al imponerse 3-2 a El Salvador (29-27, 25-22, 20-25, 20-25, 16-14) pero por la noche los hondureños cayeron 1-3 ante Panamá que se impuso 25-20 y ambos tienen dos triunfos por una derrota.

Panamá se impuso 3-1 (25-20, 25-17, 23-25, 25-16) gracias a la actuación de su capitán Denzel Arboine, con 29 puntos y con dos triunfos y una derrota jugará este sábado ante Guatemala y Nicaragua tratando de asegurar su puesto en el medallero.