



**AFECVOL**  
ASOCIACION  
DE FEDERACIONES  
CENTROAMERICANAS  
DE VOLEIBOL

## Women's World Championship , Japon 2018 1<sup>st</sup> Round AFECVOL- Group G



Friday December 2nd, 2016.

# Bulletin No 4

## **AVISO IMPORTANTE**

A solicitud del Comité Organizador se les informa a todos los equipos que el horario de juegos del día domingo 4 de diciembre ha sido modificado.

17:00      Juego 9      Honduras vs. Panamá

19:00      Juego 10      El Salvador vs Nicaragua

Favor revisar los cambios en horario de Entrenamiento.

Inmediatamente después del último juego será la ceremonia de premiación.

ASOCIACION DE FEDERACIONES CENTROAMERICANAS DE VOLEIBOL AFECAVOL



FEDERACION NICARAGÜENSE DE VOLEIBOL

WORLD CHAMPIONSHIP QUALIFICATION TOURNAMENT

28 NOVIEMBRE - 5 DICIEMBRE 2016 NICARAGUA

CALENDARIO DE ACTIVIDADES JUEGOS Y ENTRENAMIENTOS



VIERNES 14 octubre 2016

ver 1 nov 2016

Federaciones Nacionales remiten 0-2 formato VIS FIVB, reportan árbitro internacional

VIERNES 18 noviembre 2016

Federaciones Nacionales remiten 0-2 bis formato VIS FIVB, itinerario viaje, fotos individuales de la delegación

LUNES 28 noviembre 2016

Ingreso del Comité de Control, árbitros internacionales y equipos participantes a NICARAGUA

MARTES 29 noviembre 2016

|  |          |          |           |           |           |  |  |
|--|----------|----------|-----------|-----------|-----------|--|--|
| ENTREVISTA PRELIMINAR COMITE OLIMPICO NICARAGUENSE (CON) | 9:00 GUA | 9:30 ESA | 10:00 HON | 10:30 NCA | 11:00 PAN |  |  |
|--|----------|----------|-----------|-----------|-----------|--|--|

|                           |           |           |           |           |                                       |   |
|---------------------------|-----------|-----------|-----------|-----------|---------------------------------------|---|
| RECONOCIMIENTO DE CANCHA: |           |           |           |           | CLINICA ARBITRAJE-<br>VIS 15:00.17:00 | 19:00 REUNION TECNICA<br>GENERAL<br>HOTEL SEMINOLE<br>salon El Abiaco |
| 9:00 NCA                  | 10:00 PAN | 11:00 GUA | 12:00 ESA | 13:00 HON |                                       |   |

|                      |       |       |       |       |       |       |  |
|----------------------|-------|-------|-------|-------|-------|-------|--|
| RANKING NORCECA 2015 | 1 NCA | 2 PAN | 3 GUA | 4 HON | 5 ESA | 6 BIZ |  |
|----------------------|-------|-------|-------|-------|-------|-------|--|

| FECHA JUEGOS                       |    |     |     | ENTRENAMIENTOS |                     |       |                     |
|------------------------------------|----|-----|-----|----------------|---------------------|-------|---------------------|
| HORA                               | #  | A   | B   | HORA           | POLIDEPORTVO ESPAÑA | HORA  | POLIDEPORTVO ESPAÑA |
| <b>MIERCOLES 30 NOVIEMBRE 2016</b> |    |     |     |                |                     |       |                     |
| 17:00                              | 1  | PAN | ESA | 8:30           | PAN                 | 9:30  | ESA                 |
| 19:30                              | 2  | GUA | HON | 10:30          | GUA                 | 11:30 | HON                 |
|                                    |    |     |     | 12:30          | NCA                 |       |                     |
| <b>JUEVES 1 DICIEMBRE 2016</b>     |    |     |     |                |                     |       |                     |
| 17:00                              | 3  | ESA | GUA | 8:30           | ESA                 | 9:30  | GUA                 |
| 19:30                              | 4  | NCA | PAN | 10:30          | NCA                 | 11:30 | PAN                 |
|                                    |    |     |     | 12:30          | HON                 |       |                     |
| <b>VIERNES 2 DICIEMBRE 2016</b>    |    |     |     |                |                     |       |                     |
| 17:00                              | 5  | PAN | GUA | 8:30           | GUA                 | 9:30  | PAN                 |
| 19:30                              | 6  | NCA | HON | 10:30          | NCA                 | 11:30 | HON                 |
|                                    |    |     |     | 12:30          | ESA                 |       |                     |
| <b>SABADO 3 DICIEMBRE 2016</b>     |    |     |     |                |                     |       |                     |
| 17:00                              | 7  | HON | ESA | 8:30           | HON                 | 9:30  | ESA                 |
| 19:30                              | 8  | GUA | NCA | 10:30          | GUA                 | 11:30 | NCA                 |
|                                    |    |     |     | 12:30          | PAN                 |       |                     |
| 17:00                              | 9  | HON | PAN | 8:30           | HON                 | 9:30  | PAN                 |
| 19:00                              | 10 | ESA | NCA | 10:30          | ESA                 | 11:30 | NCA                 |
|                                    |    |     |     |                |                     |       |                     |
| <b>PREMIACION</b>                  |    |     |     |                |                     |       |                     |

\*El transporte a las práctica sy competencias estará disponible 45 minutos antes de la hora pactada por el tráfico.

\*Desayuno de 6:00 - 9:00 a.m Hotel Seminole.

\*Almuerzo de 12:30 a 3:00 pm Hotel Seminole.

\*Cena de 7:00 pm a 9:00 pm Instalaciones IND.



FEDERATION INTERNATIONALE DE VOLLEYBALL



**O-1**

UNIFORM COLOURS  
Couleur de l'uniforme

CITY: Ville:

DATE:  TIME: Heure:

REGISTERED COLOURS / Couleurs enregistrées :  
(ONLY SHIRT COLOUR - seulement la couleur du maillot)

POOL/PHASE: Groupe/Phase:

|   | ESA ▼  | GUA ▼  | HON ▼  | NCA ▼  | PAN ▼  |  |  |
|---|--------|--------|--------|--------|--------|--|--|
| 1 | AZUL   | AZUL   | AZUL   | NEGRO  | OSCURO |  |  |
| 2 | BLANCO | BLANCO | BLANCO | BLANCO | CLARO  |  |  |
| 3 |        |        | VERDE  |        |        |  |  |

| DATE:       | No. Match | Team Equipe |     |
|-------------|-----------|-------------|-----|
|             |           | A           | B   |
| 30/Nov/2015 | 1         | PAN         | ESA |
| 30/Nov/2015 | 2         | GUA         | HON |
| 01/Dec/2015 | 3         | ESA         | GUA |
| 01/Dec/2015 | 4         | NCA         | PAN |
| 02/Dec/2015 | 5         | PAN         | GUA |
| 02/Dec/2015 | 6         | NCA         | HON |
| 03/Dec/2015 | 7         | HON         | ESA |
| 03/Dec/2015 | 8         | GUA         | NCA |
| 04/Dec/2015 | 9         | HON         | PAN |
| 04/Dec/2015 | 10        | ESA         | NCA |
|             |           |             |     |
|             |           |             |     |
|             |           |             |     |
|             |           |             |     |
|             |           |             |     |

| 1st CHOICE<br>1er Choix |   | FIVB DECISION<br>LIBERO |   |
|-------------------------|---|-------------------------|---|
| A                       | B | A                       | B |
|                         |   |                         |   |
|                         |   |                         |   |
|                         |   |                         |   |
|                         |   |                         |   |
|                         |   |                         |   |
|                         |   |                         |   |
|                         |   |                         |   |
|                         |   |                         |   |
|                         |   |                         |   |
|                         |   |                         |   |
|                         |   |                         |   |
|                         |   |                         |   |
|                         |   |                         |   |
|                         |   |                         |   |
|                         |   |                         |   |
|                         |   |                         |   |
|                         |   |                         |   |
|                         |   |                         |   |
|                         |   |                         |   |
|                         |   |                         |   |
|                         |   |                         |   |
|                         |   |                         |   |
|                         |   |                         |   |
|                         |   |                         |   |

| A      | B      |
|--------|--------|
| OSCURO | BLANCO |
| AZUL   | BLANCO |
| AZUL   | BLANCO |
| NEGRO  | CLARO  |
| OSCURO | BLANCO |
| BLANCO | VERDE  |
| AZUL   | BLANCO |
| AZUL   | NEGRO  |
| BLANCO | OSCURO |
| AZUL   | BLANCO |
|        |        |
|        |        |
|        |        |
|        |        |
|        |        |
|        |        |
|        |        |
|        |        |
|        |        |
|        |        |
|        |        |
|        |        |
|        |        |
|        |        |
|        |        |
|        |        |
|        |        |



# P-2 VOLLEYBALL • Match result



## Women's World Championship 2018-1st Round Group G Final Round

**Match:** 5    **Date:** 02/12/2016    **Spectators:** 125  
**City:** Managua  
**Hall:** Gimnasio Nacional de Voleibol  
**Match duration:** Start: 17:00 End: 18:18 Total: 1:18

| Teams               | Sets     | 1    | 2    | 3    | 4 | 5 | Total |
|---------------------|----------|------|------|------|---|---|-------|
| <b>PAN</b>          | <b>0</b> | 17   | 13   | 23   |   |   | 53    |
| <b>GUA</b>          | <b>3</b> | 25   | 25   | 25   |   |   | 75    |
| <b>Set duration</b> |          | 0:23 | 0:20 | 0:29 |   |   | 1:12  |

**Referees:** DERAS, M (ESA) & LARGAESPADA (NCA)

| PAN • Panama |                           | 1 | 2 | 3 | 4 | 5 | Pts |
|--------------|---------------------------|---|---|---|---|---|-----|
| 1            | L Saenz Kariany (L)       |   | L | L | L |   |     |
| 3            | Añino Mariacarolina (OP)  |   |   |   |   |   |     |
| 4            | Arroyo Joanna (OH)        | ■ | ■ | ■ |   |   | 11  |
| 5            | Delgado Dionelys (S)      | ■ | ■ | ■ |   |   | 2   |
| 6            | Gallimore Maria (OH)      | ■ | ■ | ■ |   |   | 10  |
| 7            | Evans Angela (MB)         | ■ | ■ | ■ |   |   | 4   |
| 9            | Butler Thomas Leugim (MB) |   |   |   |   |   |     |
| 10           | Rojas Jazmín(OH)          |   |   |   |   | □ |     |
| 11           | Mackenzie Anabel(MB)      |   |   |   |   |   |     |
| 12           | Ng He Yileen (MB)         |   |   |   |   | □ |     |
| 13           | Madrid Yenny(MB)          | ■ | ■ | ■ |   |   |     |
| 18           | Cuero Hashlyn (S)         | ■ | ■ | ■ |   |   | 3   |

**Coach:** Clarke, Eliot (PAN)  
**Assistant:** Perez, Marco (PAN)

| GUA • Guatemala |                                | 1 | 2 | 3 | 4 | 5 | Pts |
|-----------------|--------------------------------|---|---|---|---|---|-----|
| 2               | Alvarado Franco Paol (OP)      |   |   |   |   |   |     |
| 3               | Alvarez Marroquin Aury (MB)    | ■ | ■ | ■ |   |   | 5   |
| 4               | Gomez Guzman Rut (OP)          | ■ | ■ | ■ |   |   | 13  |
| 5               | L Alvarez Navarro Maria (L)    |   | L | L | L |   |     |
| 6               | Alvarado Franco Karen (MB)     |   |   |   |   |   |     |
| 8               | Recinos Ocaña Blanca (OH)      | ■ | ■ | ■ |   |   | 17  |
| 9               | Caal Torres Jessica (S)        | ■ | ■ | ■ |   |   | 1   |
| 10              | Villalobos Lopez Ada (MB)      | ■ | ■ | ■ |   |   | 10  |
| 11              | Garcia Sierra Maria (OH)       |   |   |   |   | □ | 3   |
| 12              | Alarcon Dayrin (OH)            | ■ | ■ | ■ |   |   | 5   |
| 13              | L Reinoso Salguero Christa (L) |   |   |   |   |   |     |
| 14              | Gomez Hirst Carmen (S)         |   |   |   |   |   |     |

**Coach:** William FERNANDEZ (CUB)  
**Assistant:** Julio DOMINGUEZ (GUA)

### TEAMS AND PLAYERS PERFORMANCES

| Won Pts   | Total Atts | No Name                | Scoring Skills          | Won Pts   | Total Atts | No Name                      |
|-----------|------------|------------------------|-------------------------|-----------|------------|------------------------------|
| 23        | 91         | <b>Total Team</b>      |                         | 39        | 95         | <b>Total Team</b>            |
| 8         | 14         | 6 Gallimore Maria (OH) | <b>Spike</b>            | 12        | 27         | 8 Recinos Ocaña Blanca (OH)  |
| 7         | 23         | 4 Arroyo Joanna (OH)   |                         | 10        | 30         | 4 Gomez Guzman Rut (OP)      |
| 6         | 50         | <b>Total Team</b>      | <b>Block</b>            | 9         | 42         | <b>Total Team</b>            |
| 3         | 6          | 4 Arroyo Joanna (OH)   |                         | 3         | 11         | 8 Recinos Ocaña Blanca (OH)  |
| 2         | 4          | 6 Gallimore Maria (OH) |                         | 2         | 10         | 10 Villalobos Lopez Ada (MB) |
| 1         | 54         | <b>Total Team</b>      | <b>Serve</b>            | 6         | 74         | <b>Total Team</b>            |
| 1         | 9          | 4 Arroyo Joanna (OH)   |                         | 2         | 15         | 8 Recinos Ocaña Blanca (OH)  |
|           |            |                        |                         | 2         | 11         | 3 Alvarez Marroquin Aury     |
| 23        |            | <b>Total Team</b>      | <b>Opp. error</b>       | 21        |            | <b>Total Team</b>            |
| 53        | 195        | <b>Total Team</b>      | <b>Total</b>            | 75        | 211        | <b>Total Team</b>            |
| 11        | 38         | 4 Arroyo Joanna (OH)   | <b>Best Scorer</b>      | 17        | 53         | 8 Recinos Ocaña Blanca (OH)  |
|           |            |                        |                         |           |            |                              |
| Excellent | Total Atts | No Name                | Non scoring Skills      | Excellent | Total Atts | No Name                      |
| 10        | 76         | <b>Total Team</b>      |                         | 26        | 86         | <b>Total Team</b>            |
| 4         | 20         | 6 Gallimore Maria (OH) | <b>Dig</b>              | 9         | 24         | 5 Alvarez Navarro Maria (L)  |
| 2         | 19         | 1 Saenz Kariany (L)    |                         | 8         | 19         | 8 Recinos Ocaña Blanca (OH)  |
| 1         | 79         | <b>Total Team</b>      | <b>Set</b>              | 10        | 86         | <b>Total Team</b>            |
| 1         | 45         | 5 Delgado Dionelys (S) |                         | 10        | 85         | 9 Caal Torres Jessica (S)    |
| 15        | 68         | <b>Total Team</b>      | <b>Reception</b>        | 22        | 50         | <b>Total Team</b>            |
| 6         | 16         | 1 Saenz Kariany (L)    | <b>Success - Faults</b> | 8         | 17         | 8 Recinos Ocaña Blanca (OH)  |
|           |            |                        | <b># Attempts</b>       | 7         | 13         | 12 Alarcon Dayrin (OH)       |

■ Starting line-up    Pts = Points scored    [nn] = Captain  
□ Substitute    Atts = Attempts    L = Libero  
Opp = Opponent





# P-2 VOLLEYBALL • Match result



## Women's World Championship 2018-1st Round Group G Final Round

**Match:** 6   **Date:** 02/12/2016   **Spectators:** 250  
**City:** Managua  
**Hall:** Estado Nacional de Voleibol  
**Match duration:** Start: 19:30 End: 20:52 Total: 1:22

| Teams               | Sets | 1    | 2    | 3    | 4 | 5 | Total |
|---------------------|------|------|------|------|---|---|-------|
| NCA                 | 3    | 25   | 25   | 25   |   |   | 75    |
| HON                 | 0    | 18   | 22   | 16   |   |   | 56    |
| <b>Set duration</b> |      | 0:24 | 0:27 | 0:25 |   |   | 1:16  |

**Referees:** MEJIA, R (GUA) & ZAMBRANO, B (PAN)

| NCA • Nicaragua |                                | 1 | 2 | 3 | 4 | 5 | Pts |
|-----------------|--------------------------------|---|---|---|---|---|-----|
| 1               | Pereira Herrera Andrea (OH)    |   |   |   |   |   |     |
| 2               | Arcia Muñoz Maria (OH)         |   |   |   |   |   |     |
| 3               | Torres Tobie Maryuri (OH)      |   |   |   |   |   |     |
| 4               | Traña Lugo Hellen (MB)         | ■ | ■ | ■ |   |   | 12  |
| 6               | Rodriguez Saunders Lolette (S) | ■ | ■ | ■ |   |   | 7   |
| 7               | Hernandez García Amalia (OH)   | ■ | ■ | ■ |   |   | 10  |
| 9               | Noguera Mayorga Claudia (OP)   | ■ | ■ | ■ |   |   | 6   |
| 11              | L Aguilera Quintero Juny (L)   | L | L | L |   |   |     |
| 12              | Gonzales Kathy (OH)            | ■ | ■ | ■ |   |   | 4   |
| 13              | Diaz Escorcía Josafat (MB)     | ■ | ■ | ■ |   |   | 7   |
| 15              | Calero Ericka (MB)             |   |   | □ | □ |   | 5   |
| 16              | Gomez Lopez Brenda (MB)        |   |   |   |   |   |     |

**Coach:** Rene Quintana (NCA)  
**Assistant:** Carlos Kasper (NCA)

| HON • Honduras |                             | 1 | 2 | 3 | 4 | 5 | Pts |
|----------------|-----------------------------|---|---|---|---|---|-----|
| 1              | Aguilar Campos Ruth (S)     | ■ | ■ | ■ |   |   |     |
| 2              | Barahona Núñez María (S)    |   |   |   | □ |   |     |
| 3              | Godoy Escamia Estefany (OH) | ■ | ■ | ■ |   |   | 2   |
| 4              | Leiva Arriola Catarine (MB) | ■ |   |   |   |   | 1   |
| 7              | Carcamo Guillen Maria (MB)  |   | □ | □ |   |   | 1   |
| 8              | L Midence Lesby (L)         | L | L | L |   |   |     |
| 9              | Flores Espinoza Tessa (MB)  | ■ | ■ | ■ |   |   | 5   |
| 10             | Johnson Hydes Cecille (OP)  | ■ | ■ | ■ |   |   | 15  |
| 12             | Morales Varela Lourdes (OH) |   |   |   |   |   |     |
| 16             | Flores Dariana (OH)         |   | □ | ■ | ■ |   | 8   |
| 17             | Díaz Mariajosse (MB)        | ■ | ■ | ■ |   |   | 7   |
| 25             | Mejia Dulce (OH)            |   |   |   | □ |   |     |

**Coach:** Marcos Tejeda Aguiar (CUB)  
**Assistant:**

### TEAMS AND PLAYERS PERFORMANCES

| Won Pts | Total Atts | No Name                       |
|---------|------------|-------------------------------|
| 36      | 126        | <b>Total Team</b>             |
| 10      | 28         | 7 Hernandez García Amalia     |
| 9       | 23         | 4 Traña Lugo Hellen (MB)      |
| 9       | 52         | <b>Total Team</b>             |
| 3       | 16         | 4 Traña Lugo Hellen (MB)      |
| 2       | 8          | 13 Diaz Escorcía Josafat (MB) |
| 6       | 74         | <b>Total Team</b>             |
| 3       | 12         | 6 Rodriguez Saunders Lolette  |
| 2       | 9          | 15 Calero Ericka (MB)         |
| 24      |            | <b>Total Team</b>             |
| 75      | 252        | <b>Total Team</b>             |

| Scoring Skills    |
|-------------------|
| <b>Spike</b>      |
| <b>Block</b>      |
| <b>Serve</b>      |
| <b>Opp. error</b> |
| <b>Total</b>      |

| Won Pts | Total Atts | No Name                       |
|---------|------------|-------------------------------|
| 28      | 121        | <b>Total Team</b>             |
| 11      | 39         | 10 Johnson Hydes Cecille (OP) |
| 6       | 11         | 17 Díaz Mariajosse (MB)       |
| 6       | 54         | <b>Total Team</b>             |
| 2       | 4          | 10 Johnson Hydes Cecille (OP) |
| 1       | 3          | 16 Flores Dariana (OH)        |
| 5       | 57         | <b>Total Team</b>             |
| 2       | 7          | 10 Johnson Hydes Cecille (OP) |
| 1       | 8          | 3 Godoy Escamia Estefany      |
| 17      |            | <b>Total Team</b>             |
| 56      | 232        | <b>Total Team</b>             |

|    |    |                          |
|----|----|--------------------------|
| 12 | 53 | 4 Traña Lugo Hellen (MB) |
|----|----|--------------------------|

| Best Scorer |    |                               |
|-------------|----|-------------------------------|
| 15          | 50 | 10 Johnson Hydes Cecille (OP) |

|    |    |                               |
|----|----|-------------------------------|
| 15 | 50 | 10 Johnson Hydes Cecille (OP) |
|----|----|-------------------------------|

| Excellent | Total Atts | No Name                       |
|-----------|------------|-------------------------------|
| 49        | 122        | <b>Total Team</b>             |
| 16        | 31         | 11 Aguilera Quintero Juny (L) |
| 9         | 16         | 7 Hernandez García Amalia     |
| 19        | 102        | <b>Total Team</b>             |
| 18        | 71         | 6 Rodriguez Saunders Lolette  |
| 30        | 54         | <b>Total Team</b>             |
| 17        | 24         | 11 Aguilera Quintero Juny (L) |
| 7         | 12         | 9 Noguera Mayorga Claudia     |

| Non scoring Skills |
|--------------------|
| <b>Dig</b>         |
| <b>Set</b>         |
| <b>Reception</b>   |
| Success - Faults   |
| # Attempts         |

| Excellent | Total Atts | No Name                   |
|-----------|------------|---------------------------|
| 23        | 131        | <b>Total Team</b>         |
| 11        | 35         | 8 Midence Lesby (L)       |
| 8         | 26         | 16 Flores Dariana (OH)    |
| 8         | 95         | <b>Total Team</b>         |
| 8         | 91         | 1 Aguilar Campos Ruth (S) |
| 23        | 69         | <b>Total Team</b>         |
| 11        | 26         | 8 Midence Lesby (L)       |
| 5         | 15         | 16 Flores Dariana (OH)    |

■ Starting line-up   Pts = Points scored   [nn] = Captain  
□ Substitute   Atts = Attempts   L = Libero  
Opp = Opponent





# P-4 VOLLEYBALL • Collated results & ranking

## Women's World Championship 2018-1st Round Group G

### Results of Friday, 02' 2e 'December' 2e '2016



### MATCH RESULTS

#### Final Round

| No | Date       | Teams     | Set | Result per set (points) |       |       |       |       | Total Points | Time | Spectators |
|----|------------|-----------|-----|-------------------------|-------|-------|-------|-------|--------------|------|------------|
|    |            |           |     | 1                       | 2     | 3     | 4     | 5     |              |      |            |
| 1  | 30/11/2016 | PAN - ESA | 3-0 | 25-23                   | 25-21 | 25-23 |       |       | 75- 67       | 1:28 | 100        |
| 2  | 30/11/2016 | GUA - HON | 3-2 | 21-25                   | 22-25 | 25-21 | 25-17 | 15- 9 | 108- 97      | 2:07 | 200        |
| 3  | 01/12/2016 | ESA - GUA | 0-3 | 17-25                   | 21-25 | 20-25 |       |       | 58- 75       | 1:23 | 200        |
| 4  | 01/12/2016 | NCA - PAN | 3-1 | 25-20                   | 20-25 | 27-25 | 25-16 |       | 97- 86       | 1:51 | 350        |
| 5  | 02/12/2016 | PAN - GUA | 0-3 | 17-25                   | 13-25 | 23-25 |       |       | 53- 75       | 1:18 | 125        |
| 6  | 02/12/2016 | NCA - HON | 3-0 | 25-18                   | 25-22 | 25-16 |       |       | 75- 56       | 1:22 | 250        |
| 7  | 03/12/2016 | HON - ESA |     |                         |       |       |       |       |              |      |            |
| 8  | 03/12/2016 | GUA - NCA |     |                         |       |       |       |       |              |      |            |
| 9  | 04/12/2016 | HON - PAN |     |                         |       |       |       |       |              |      |            |
| 10 | 04/12/2016 | ESA - NCA |     |                         |       |       |       |       |              |      |            |

### TEAM RANKING

#### Final Round

| Rk | Code | Team        | Matches |   |   |   | Results Details |     |     |     |     |     | Points |       |       | Sets |       |       |
|----|------|-------------|---------|---|---|---|-----------------|-----|-----|-----|-----|-----|--------|-------|-------|------|-------|-------|
|    |      |             | Pts     | T | W | L | 3-0             | 3-1 | 3-2 | 2-3 | 1-3 | 0-3 | W      | L     | Ratio | W    | L     | Ratio |
| 1  | GUA  | Guatemala   | 13      | 3 | 3 | 0 | 2               | 0   | 1   | 0   | 0   | 0   | 258    | 208   | 1.240 | 9    | 2     | 4.500 |
| 2  | NCA  | Nicaragua   | 9       | 2 | 2 | 0 | 1               | 1   | 0   | 0   | 0   | 172 | 142    | 1.211 | 6     | 1    | 6.000 |       |
| 3  | PAN  | Panama      | 6       | 3 | 1 | 2 | 1               | 0   | 0   | 0   | 1   | 214 | 239    | 0.895 | 4     | 6    | 0.667 |       |
| 4  | HON  | Honduras    | 2       | 2 | 0 | 2 | 0               | 0   | 0   | 1   | 0   | 153 | 183    | 0.836 | 2     | 6    | 0.333 |       |
| 5  | ESA  | El Salvador | 0       | 2 | 0 | 2 | 0               | 0   | 0   | 0   | 2   | 125 | 150    | 0.833 | 0     | 6    |       |       |

### Scoring skills

### BEST PLAYERS

### Non scoring skills

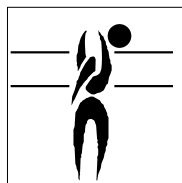

| Skill                         | Rk | Name                  | Team | Succ. % | Skill            | Rk | Name                  | Team | Avg. by |
|-------------------------------|----|-----------------------|------|---------|------------------|----|-----------------------|------|---------|
| <b>Spike</b><br>Limit: 15.00% | 1  | Recinos Ocaña         | GUA  | 42.06   | <b>Dig</b>       | 1  | Aguilera Quintero     | NCA  | 5.86    |
|                               | 2  | Traña Lugo Hellen     | NCA  | 38.60   |                  | 2  | Alvarez Navarro Maria | GUA  | 4.64    |
|                               | 3  | Gomez Guzman Rut      | GUA  | 37.07   |                  | 3  | Flores Adriana (OH)   | ESA  | 3.00    |
| <b>Block</b>                  | 1  | Gallimore Maria (OH)  | PAN  | 0.90    | <b>Set</b>       | 1  | Rodriguez Saunders    | NCA  | 5.43    |
|                               | 2  | Diaz Escorcía Josafat | NCA  | 0.86    |                  | 2  | Caal Torres Jessica   | GUA  | 4.36    |
|                               | 3  | Villalobos Lopez Ada  | GUA  | 0.73    |                  | 3  | Aguilar Campos Ruth   | HON  | 1.88    |
| <b>Serve</b>                  | 1  | Morales Varela        | HON  | 0.88    | <b>Reception</b> | 1  | Aguilera Quintero     | NCA  | 67.50   |
|                               | 2  | Flores Adriana (OH)   | ESA  | 0.50    |                  | 2  | Noguera Mayorga       | NCA  | 52.78   |
|                               | 3  | Gonzales Madeline     | ESA  | 0.50    |                  | 3  | Flores Adriana (OH)   | ESA  | 51.16   |





# P-5 VOLLEYBALL • Players ranking by skills

## Women's World Championship 2018-1st Round Group G



### Best Scorers

| Rk                      | No | Name                           | Team | Spike | Block | Serve | Total |
|-------------------------|----|--------------------------------|------|-------|-------|-------|-------|
| 1                       | 8  | Recinos Ocaña Blanca (OH)      | GUA  | 45    | 6     | 4     | 55    |
| 2                       | 4  | Gomez Guzman Rut (OP)          | GUA  | 43    | 5     | 2     | 50    |
| 3                       | 6  | Gallimore Maria (OH)           | PAN  | 29    | 9     | 1     | 39    |
| 4                       | 10 | Johnson Hydes Cecille (OP)     | HON  | 31    | 3     | 3     | 37    |
| 5                       | 4  | Arroyo Joanna (OH)             | PAN  | 25    | 3     | 3     | 31    |
| 6                       | 10 | Villalobos Lopez Ada (MB)      | GUA  | 15    | 8     | 3     | 26    |
| 7                       | 4  | Traña Lugo Hellen (MB)         | NCA  | 22    | 3     | 0     | 25    |
| 8                       | 12 | Flores Adriana (OH)            | ESA  | 20    | 0     | 3     | 23    |
| 8                       | 7  | Hernandez Garcia Amalia (OH)   | NCA  | 20    | 1     | 2     | 23    |
| 10                      | 12 | Alarcon Dayrin (OH)            | GUA  | 17    | 1     | 3     | 21    |
| 11                      | 7  | Gonzales Madeline (OH)         | ESA  | 15    | 1     | 3     | 19    |
| 11                      | 18 | Cuero Hashlyn (S)              | PAN  | 15    | 1     | 3     | 19    |
| 11                      | 7  | Evans Angela (MB)              | PAN  | 12    | 7     | 0     | 19    |
| 14                      | 13 | Diaz Escorcia Josafat (MB)     | NCA  | 11    | 6     | 0     | 17    |
| 15                      | 6  | Rodriguez Saunders Lolette (S) | NCA  | 7     | 5     | 3     | 15    |
| 16                      | 17 | Díaz Mariajosse (MB)           | HON  | 12    | 2     | 0     | 14    |
| 17                      | 9  | Noguera Mayorga Claudia (OP)   | NCA  | 9     | 1     | 3     | 13    |
| 18                      | 16 | Flores Dariana (OH)            | HON  | 9     | 1     | 2     | 12    |
| 18                      | 3  | Alvarez Marroquin Aury (MB)    | GUA  | 3     | 7     | 2     | 12    |
| 20                      | 9  | Caal Torres Jessica (S)        | GUA  | 6     | 4     | 1     | 11    |
| 21                      | 6  | Menjivar Ramirez Tatiana (MB)  | ESA  | 7     | 2     | 1     | 10    |
| 21                      | 12 | Morales Varela Lourdes (OH)    | HON  | 3     | 0     | 7     | 10    |
| 21                      | 13 | Madrid Yenny(MB)               | PAN  | 5     | 4     | 1     | 10    |
| 24                      | 9  | Flores Espinoza Tessa (MB)     | HON  | 7     | 2     | 0     | 9     |
| 25                      | 8  | Rogel Denisse (MB)             | ESA  | 6     | 0     | 1     | 7     |
| 25                      | 3  | Torres Tobie Maryuri (OH)      | NCA  | 5     | 1     | 1     | 7     |
| 27                      | 4  | Funes Hernandez Gabriela (OP)  | ESA  | 4     | 2     | 0     | 6     |
| 28                      | 15 | Calero Ericka (MB)             | NCA  | 1     | 2     | 2     | 5     |
| 28                      | 3  | Godoy Escamia Estefany (OH)    | HON  | 2     | 2     | 1     | 5     |
| 28                      | 5  | Delgado Dionelys (S)           | PAN  | 4     | 0     | 1     | 5     |
| 31                      | 12 | Gonzales Kathy (OH)            | NCA  | 4     | 0     | 0     | 4     |
| 31                      | 11 | Garcia Sierra Maria (OH)       | GUA  | 4     | 0     | 0     | 4     |
| 33                      | 3  | Martinez Navarro Gabriela (MB) | ESA  | 2     | 1     | 0     | 3     |
| 34                      | 7  | Carcamo Guillen Maria (MB)     | HON  | 0     | 0     | 2     | 2     |
| 35                      | 1  | Palma Ana (MB)                 | ESA  | 0     | 1     | 0     | 1     |
| 35                      | 1  | Pereira Herrera Andrea (OH)    | NCA  | 0     | 0     | 1     | 1     |
| 35                      | 1  | Aguilar Campos Ruth (S)        | HON  | 1     | 0     | 0     | 1     |
| 35                      | 4  | Leiva Arriola Catarine (MB)    | HON  | 0     | 1     | 0     | 1     |
| 35                      | 10 | Rojas Jazmín(OH)               | PAN  | 0     | 1     | 0     | 1     |
| 35                      | 11 | Mackenzie Anabel(MB)           | PAN  | 0     | 1     | 0     | 1     |
| 35                      | 12 | Ng He Yileen (MB)              | PAN  | 0     | 0     | 1     | 1     |
| 42                      | 2  | Juarez Emilia (S)              | ESA  | 0     | 0     | 0     | 0     |
| 42                      | 5  | Dubon Pastore Adriana (OH)     | ESA  | 0     | 0     | 0     | 0     |
| 42                      | 11 | Villalobos Laura (S)           | ESA  | 0     | 0     | 0     | 0     |
| 42                      | 14 | Velasquez Sofia (L)            | ESA  | 0     | 0     | 0     | 0     |
| 42                      | 17 | Lazo Granados Sara (OP)        | ESA  | 0     | 0     | 0     | 0     |
| 42                      | 2  | Arcia Muñoz Maria (OH)         | NCA  | 0     | 0     | 0     | 0     |
| 42                      | 11 | Aguilera Quintero Juny (L)     | NCA  | 0     | 0     | 0     | 0     |
| 42                      | 16 | Gomez Lopez Brenda (MB)        | NCA  | 0     | 0     | 0     | 0     |
| 42                      | 2  | Barahona Nùñez María (S)       | HON  | 0     | 0     | 0     | 0     |
| <b>Total tournament</b> |    |                                |      | 421   | 94    | 60    | 575   |







# P-5 VOLLEYBALL • Players ranking by skills

## Women's World Championship 2018-1st Round Group G



### Best Spikers

Limit: 15.00%

| Rk                      | No | Name                         | Team | Spikes | Faults | Shots | Total Attempts | Succ. % |
|-------------------------|----|------------------------------|------|--------|--------|-------|----------------|---------|
| 1                       | 8  | Recinos Ocaña Blanca (OH)    | GUA  | 45     | 14     | 48    | 107            | 42.06   |
| 2                       | 4  | Traña Lugo Hellen (MB)       | NCA  | 22     | 6      | 29    | 57             | 38.60   |
| 3                       | 4  | Gomez Guzman Rut (OP)        | GUA  | 43     | 17     | 56    | 116            | 37.07   |
| 4                       | 7  | Hernandez García Amalia (OH) | NCA  | 20     | 9      | 31    | 60             | 33.33   |
| 5                       | 10 | Johnson Hydes Cecille (OP)   | HON  | 31     | 14     | 48    | 93             | 33.33   |
| 6                       | 6  | Gallimore Maria (OH)         | PAN  | 29     | 10     | 53    | 92             | 31.52   |
| 7                       | 7  | Gonzales Madeline (OH)       | ESA  | 15     | 7      | 33    | 55             | 27.27   |
| 8                       | 12 | Alarcon Dayrin (OH)          | GUA  | 17     | 12     | 35    | 64             | 26.56   |
| 9                       | 4  | Arroyo Joanna (OH)           | PAN  | 25     | 10     | 61    | 96             | 26.04   |
| 10                      | 12 | Flores Adriana (OH)          | ESA  | 20     | 14     | 44    | 78             | 25.64   |
| <b>Total Tournament</b> |    |                              |      | 421    | 191    | 898   | 1,510          | 27.88   |



### Best Blockers

| Rk                      | No | Name                           | Team | Kill Blocks | Faults | Rebounds | Total Attempts | Avg. by set |
|-------------------------|----|--------------------------------|------|-------------|--------|----------|----------------|-------------|
| 1                       | 6  | Gallimore Maria (OH)           | PAN  | 9           | 3      | 10       | 22             | 0.90        |
| 2                       | 13 | Diaz Escorcía Josafat (MB)     | NCA  | 6           | 6      | 14       | 26             | 0.86        |
| 3                       | 10 | Villalobos Lopez Ada (MB)      | GUA  | 8           | 8      | 15       | 31             | 0.73        |
| 4                       | 6  | Rodriguez Saunders Lolette (S) | NCA  | 5           | 7      | 12       | 24             | 0.71        |
| 5                       | 7  | Evans Angela (MB)              | PAN  | 7           | 10     | 25       | 42             | 0.70        |
| 6                       | 3  | Alvarez Marroquin Aury (MB)    | GUA  | 7           | 10     | 19       | 36             | 0.64        |
| 7                       | 8  | Recinos Ocaña Blanca (OH)      | GUA  | 6           | 5      | 11       | 22             | 0.55        |
| 8                       | 4  | Gomez Guzman Rut (OP)          | GUA  | 5           | 4      | 12       | 21             | 0.45        |
| 9                       | 4  | Traña Lugo Hellen (MB)         | NCA  | 3           | 6      | 16       | 25             | 0.43        |
| 10                      | 13 | Madrid Yenny(MB)               | PAN  | 4           | 12     | 26       | 42             | 0.40        |
| <b>Total Tournament</b> |    |                                |      | 94          | 153    | 373      | 620            | 4.48        |



### Best Servers


| Rk                      | No | Name                           | Team | Aces | Faults | Serve Hits | Total Attempts | Avg. by set |
|-------------------------|----|--------------------------------|------|------|--------|------------|----------------|-------------|
| 1                       | 12 | Morales Varela Lourdes (OH)    | HON  | 7    | 3      | 9          | 19             | 0.88        |
| 2                       | 12 | Flores Adriana (OH)            | ESA  | 3    | 1      | 17         | 21             | 0.50        |
| 3                       | 7  | Gonzales Madeline (OH)         | ESA  | 3    | 3      | 14         | 20             | 0.50        |
| 4                       | 9  | Noguera Mayorga Claudia (OP)   | NCA  | 3    | 1      | 28         | 32             | 0.43        |
| 5                       | 6  | Rodriguez Saunders Lolette (S) | NCA  | 3    | 1      | 25         | 29             | 0.43        |
| 6                       | 10 | Johnson Hydes Cecille (OP)     | HON  | 3    | 2      | 18         | 23             | 0.38        |
| 7                       | 8  | Recinos Ocaña Blanca (OH)      | GUA  | 4    | 6      | 27         | 37             | 0.36        |
| 8                       | 18 | Cuero Hashlyn (S)              | PAN  | 3    | 5      | 35         | 43             | 0.30        |
| 9                       | 4  | Arroyo Joanna (OH)             | PAN  | 3    | 6      | 28         | 37             | 0.30        |
| 10                      | 7  | Hernandez García Amalia (OH)   | NCA  | 2    | 1      | 19         | 22             | 0.29        |
| <b>Total Tournament</b> |    |                                |      | 60   | 89     | 770        | 919            | 2.86        |






# P-5 VOLLEYBALL • Players ranking by skills

## Women's World Championship 2018-1st Round Group G



### Best Diggers

| Rk                      | No | Name                         | Team | Digs | Faults | Receptions | Total Attempts | Avg. by set |
|-------------------------|----|------------------------------|------|------|--------|------------|----------------|-------------|
| 1                       | 11 | Aguilera Quintero Juny (L)   | NCA  | 34   | 17     | 28         | 79             | 4.86        |
| 2                       | 5  | Alvarez Navarro Maria (L)    | GUA  | 51   | 16     | 49         | 116            | 4.64        |
| 3                       | 12 | Flores Adriana (OH)          | ESA  | 18   | 9      | 23         | 50             | 3.00        |
| 4                       | 8  | Midence Lesby (L)            | HON  | 19   | 18     | 36         | 73             | 2.38        |
| 5                       | 7  | Gonzales Madeline (OH)       | ESA  | 12   | 13     | 23         | 48             | 2.00        |
| 6                       | 4  | Traña Lugo Hellen (MB)       | NCA  | 13   | 7      | 22         | 42             | 1.86        |
| 7                       | 7  | Hernandez García Amalia (OH) | NCA  | 13   | 10     | 19         | 42             | 1.86        |
| 8                       | 6  | Gallimore Maria (OH)         | PAN  | 15   | 24     | 36         | 75             | 1.50        |
| 9                       | 12 | Alarcon Dayrin (OH)          | GUA  | 16   | 12     | 18         | 46             | 1.45        |
| 10                      | 14 | Velasquez Sofia (L)          | ESA  | 8    | 16     | 34         | 58             | 1.33        |
| <b>Total Tournament</b> |    |                              |      | 336  | 365    | 765        | 1,466          | 16.00       |



### Best Setters

| Rk                      | No | Name                           | Team | Running Sets | Faults | Still Sets | Total Attempts | Avg. by set |
|-------------------------|----|--------------------------------|------|--------------|--------|------------|----------------|-------------|
| 1                       | 6  | Rodriguez Saunders Lolette (S) | NCA  | 38           | 1      | 126        | 165            | 5.43        |
| 2                       | 9  | Caal Torres Jessica (S)        | GUA  | 48           | 8      | 215        | 271            | 4.36        |
| 3                       | 1  | Aguilar Campos Ruth (S)        | HON  | 15           | 6      | 166        | 187            | 1.88        |
| 4                       | 11 | Villalobos Laura (S)           | ESA  | 9            | 6      | 166        | 181            | 1.50        |
| 5                       | 5  | Delgado Dionelys (S)           | PAN  | 7            | 8      | 131        | 146            | 0.70        |
| 6                       | 18 | Cuero Hashlyn (S)              | PAN  | 4            | 8      | 122        | 134            | 0.40        |
| 7                       | 2  | Barahona Núñez María (S)       | HON  | 2            | -      | 15         | 17             | 0.25        |
| 8                       | 5  | Alvarez Navarro Maria (L)      | GUA  | 2            | 1      | 14         | 17             | 0.18        |
| 9                       | 9  | Noguera Mayorga Claudia (OP)   | NCA  | 1            | 2      | 46         | 49             | 0.14        |
| 10                      | 10 | Johnson Hydes Cecille (OP)     | HON  | 1            | -      | -          | 1              | 0.13        |
| <b>Total Tournament</b> |    |                                |      | 128          | 44     | 1,045      | 1,217          | 6.10        |



### Best Receivers

Limit: 20.00%



| Rk                      | No | Name                         | Team | Excellents | Faults | Serve Receptions | Total Attempts | Eff. % |
|-------------------------|----|------------------------------|------|------------|--------|------------------|----------------|--------|
| 1                       | 11 | Aguilera Quintero Juny (L)   | NCA  | 28         | 1      | 11               | 40             | 67.50  |
| 2                       | 9  | Noguera Mayorga Claudia (OP) | NCA  | 21         | 2      | 13               | 36             | 52.78  |
| 3                       | 12 | Flores Adriana (OH)          | ESA  | 24         | 2      | 17               | 43             | 51.16  |
| 4                       | 8  | Recinos Ocaña Blanca (OH)    | GUA  | 26         | 2      | 24               | 52             | 46.15  |
| 5                       | 5  | Alvarez Navarro Maria (L)    | GUA  | 33         | 3      | 35               | 71             | 42.25  |
| 6                       | 12 | Alarcon Dayrin (OH)          | GUA  | 27         | 8      | 17               | 52             | 36.54  |
| 7                       | 8  | Midence Lesby (L)            | HON  | 24         | 2      | 36               | 62             | 35.48  |
| 8                       | 1  | Saenz Kariany (L)            | PAN  | 24         | 4      | 37               | 65             | 30.77  |
| 9                       | 7  | Hernandez García Amalia (OH) | NCA  | 12         | 4      | 13               | 29             | 27.59  |
| 10                      | 6  | Gallimore Maria (OH)         | PAN  | 23         | 7      | 41               | 71             | 22.54  |
| <b>Total Tournament</b> |    |                              |      | 339        | 70     | 417              | 826            | 32.57  |





# P-5 VOLLEYBALL • Players ranking by skills

## Women's World Championship 2018-1st Round Group G



### Best Liberos

| Rk | No | Name                         | Team | Excellents | Faults | In play | Total attempts | Avg. by set |
|----|----|------------------------------|------|------------|--------|---------|----------------|-------------|
| 1  | 11 | Aguilera Quintero Juny (L)   | NCA  | 62         | 18     | 39      | 119            | 8.86        |
| 2  | 5  | Alvarez Navarro Maria (L)    | GUA  | 84         | 19     | 84      | 187            | 7.64        |
| 3  | 8  | Midence Lesby (L)            | HON  | 43         | 20     | 72      | 135            | 5.38        |
| 4  | 1  | Saenz Kariany (L)            | PAN  | 36         | 24     | 74      | 134            | 3.60        |
| 5  | 14 | Velasquez Sofia (L)          | ESA  | 20         | 22     | 51      | 93             | 3.33        |
| 6  | 13 | Reinoso Salguero Christa (L) | GUA  |            |        |         |                |             |





# P-6 VOLLEYBALL • Teams ranking by skills

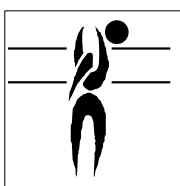
## Women's World Championship 2018-1st Round Group G



### Best Spikers

Limit: 15.00%

| Rk                      | Team            | Spikes | Faults | Shots | Total Attempts | Succ. % |
|-------------------------|-----------------|--------|--------|-------|----------------|---------|
| 1                       | GUA Guatemala   | 133    | 50     | 187   | 370            | 35.95   |
| 2                       | NCA Nicaragua   | 79     | 33     | 174   | 286            | 27.62   |
| 3                       | PAN Panama      | 90     | 39     | 228   | 357            | 25.21   |
| 4                       | HON Honduras    | 65     | 37     | 164   | 266            | 24.44   |
| 5                       | ESA El Salvador | 54     | 32     | 145   | 231            | 23.38   |
| <b>Total Tournament</b> |                 | 421    | 191    | 898   | 1,510          | 27.88   |




### Best Blockers

| Rk                      | Team            | Kill Blocks | Faults | Rebounds | Total Attempts | Avg. by set |
|-------------------------|-----------------|-------------|--------|----------|----------------|-------------|
| 1                       | GUA Guatemala   | 31          | 36     | 77       | 144            | 2.82        |
| 2                       | NCA Nicaragua   | 19          | 24     | 75       | 118            | 2.71        |
| 3                       | PAN Panama      | 26          | 51     | 100      | 177            | 2.60        |
| 4                       | HON Honduras    | 11          | 24     | 70       | 105            | 1.38        |
| 5                       | ESA El Salvador | 7           | 18     | 51       | 76             | 1.17        |
| <b>Total Tournament</b> |                 | 94          | 153    | 373      | 620            | 4.48        |



### Best Servers

| Rk                      | Team            | Aces | Faults | Serve Hits | Total Attempts | Avg. by set |
|-------------------------|-----------------|------|--------|------------|----------------|-------------|
| 1                       | HON Honduras    | 15   | 13     | 126        | 154            | 1.88        |
| 2                       | NCA Nicaragua   | 12   | 10     | 148        | 170            | 1.71        |
| 3                       | GUA Guatemala   | 15   | 24     | 214        | 253            | 1.36        |
| 4                       | ESA El Salvador | 8    | 16     | 104        | 128            | 1.33        |
| 5                       | PAN Panama      | 10   | 26     | 178        | 214            | 1.00        |
| <b>Total Tournament</b> |                 | 60   | 89     | 770        | 919            | 2.86        |



### Best Diggers

| Rk                      | Team            | Digs | Faults | Receptions | Total Attempts | Avg. by set |
|-------------------------|-----------------|------|--------|------------|----------------|-------------|
| 1                       | NCA Nicaragua   | 85   | 63     | 133        | 281            | 12.14       |
| 2                       | GUA Guatemala   | 100  | 71     | 172        | 343            | 9.09        |
| 3                       | ESA El Salvador | 44   | 63     | 132        | 239            | 7.33        |
| 4                       | HON Honduras    | 48   | 81     | 149        | 278            | 6.00        |
| 5                       | PAN Panama      | 59   | 87     | 179        | 325            | 5.90        |
| <b>Total Tournament</b> |                 | 336  | 365    | 765        | 1,466          | 16.00       |





# P-6 VOLLEYBALL • Teams ranking by skills

## Women's World Championship 2018-1st Round Group G



### Best Setters

| Rk                      | Team            | Running Sets | Faults | Still Sets | Total Attempts | Avg. by set |
|-------------------------|-----------------|--------------|--------|------------|----------------|-------------|
| 1                       | NCA Nicaragua   | 39           | 3      | 182        | 224            | 5.57        |
| 2                       | GUA Guatemala   | 50           | 11     | 233        | 294            | 4.55        |
| 3                       | HON Honduras    | 18           | 6      | 188        | 212            | 2.25        |
| 4                       | ESA El Salvador | 9            | 8      | 174        | 191            | 1.50        |
| 5                       | PAN Panama      | 12           | 16     | 268        | 296            | 1.20        |
| <b>Total Tournament</b> |                 | 128          | 44     | 1,045      | 1,217          | 6.10        |



### Best Receivers

Limit: 20.00%

| Rk                      | Team            | Excellents | Faults | Serve Receptions | Total Attempts | Eff. % |
|-------------------------|-----------------|------------|--------|------------------|----------------|--------|
| 1                       | NCA Nicaragua   | 70         | 9      | 48               | 127            | 48.03  |
| 2                       | GUA Guatemala   | 91         | 15     | 84               | 190            | 40.00  |
| 3                       | ESA El Salvador | 52         | 12     | 68               | 132            | 30.30  |
| 4                       | HON Honduras    | 58         | 16     | 87               | 161            | 26.09  |
| 5                       | PAN Panama      | 68         | 18     | 130              | 216            | 23.15  |
| <b>Total Tournament</b> |                 | 339        | 70     | 417              | 826            | 32.57  |



## **Guatemala qualifies to next WCQT round**

MANAGUA, Nicaragua, December 2, 2016. - Guatemala qualified to next the next Women's FIVB World Championship qualification round as they remain unbeaten at the AFECAVOL tournament in Managua, Nicaragua.

Guatemala beat Panama 3-0 (25-17, 25-13, 25-23) remaining unbeaten with 3-0 win-loss record on day three of competition. Despite still having to face Nicaragua, mathematically they sealed their ticket to next year's NORCECA finals.

Also winning on Friday were hosts Nicaragua who had little resistance in defeating Honduras in straight sets 25-18, 25-22, 25-16. Nicaragua has 2-0 record.

On Saturday, Honduras (0-2) faces El Salvador (0-2) while Nicaragua (2-0) meets Guatemala (3-0). Panama (1-2) has the day off.

### **Guatemala 3, Panama 0**

Guatemala continues unstoppable after beating Panama 3-0 (25-17, 25-13, 25-23). Guatemala showed superiority in sets one and two, controlling Panama's defense completely. In set three Guatemala recovered from a five point deficit (9-14) as Panama managed to find their better game. Guatemala stands with perfect 3-0 record, while Panama drops to 1-2. Guatemala held advantage in every category with 39-23 margin in kills, 9-6 in blocks and 6-2 in aces. In errors they were similar; Guatemala committed 23 unforced errors and Panama a total of 21. With 17 points, outside hitter Blanca Recinos of Guatemala, topped all scorers; opposite Rut Gomez added 13 points and middle blocker Ada Villalobos tallied 10 points. From Panama, outside hitter Joanna Arroyo scored 11 points and Maria Gallimore 10.

### **Nicaragua 3, Honduras 0**

Nicaragua prevailed over Honduras 3-0 (25-18, 25-22, 25-16) adding their second victory. Hosts Nicaragua had little resistance from Honduras as they set their own pace in the last match of day three of competition. Nicaragua improved their win-loss record 2-0 while Honduras has 0-2 record. Nicaragua held advantage in kills (36-28), in blocking (9-6) and in service points (6-5). The winners benefited from 24 opponent errors while limiting their own to 17. Middle blocker Hellen Traña led Nicaragua with 12 points, on 9 kills and 3 blocks; outside hitter Amalia Hernandez contributed with 10 points, all in kills. Opposite Cecille Johnson topped Honduras with 15 points.

## **Guatemala clasifica a la siguiente ronda mundialista**

MANAGUA, Nicaragua, 2 de diciembre de 2016.- Guatemala clasificó a la siguiente ronda de torneos clasificatorios al Campeonato Mundial Femenino de la FIVB tras continuar invicto en el evento pre-mundial de AFECAVOL que se celebra en Managua, Nicaragua.

Guatemala derrotó a Panamá 3-0 (25-17, 25-13, 25-23) permaneciendo invicto con record 3-0 en juegos ganados en el tercer día de competencia. A pesar de que tiene que enfrentar a Nicaragua, matemáticamente ya selló su boleto a la ronda final de NORCECA a disputarse el próximo año.

Este viernes también resultaron ganadoras el equipo de Nicaragua, que se impuso sin mucha resistencia a Honduras en tres sets 25-18, 25-22, 25-16. Nicaragua tiene record de 2-0.

El sábado, Honduras (0-2) se medirá ante El Salvador (0-2) mientras que Nicaragua (2-0) se enfrenta a Guatemala (3-0). Panamá (1-2) tiene el día libre.

### **Guatemala 3, Panamá 0**

Guatemala continúa imparable luego de vencer a Panamá 3-0 (25-17, 25-13, 25-23). Guatemala demostró superioridad en los dos primeros sets, controlando por completo la línea defensiva de Panamá. En el tercer set, las guatemaltecas se recuperaron de un déficit de cinco puntos (9-14) con Panamá encontrando su mejor nivel de juego. Guatemala tiene record perfecto de 3-0 en tanto que Panamá tiene 1-2. Guatemala sostuvo ventaja en todas las categorías con margen 39-23 en ataques, 9-6 en bloqueos y 6-2 en puntos de servicio. En errores estuvieron similares; Guatemala cometió 23 errores no forzados y Panamá un total de 21. Con 17 puntos, la atacante Blanca Recinos de Guatemala, fue la máxima anotadora del juego, la opuesta Rut Gómez aportó 13 puntos y la central Ada Villalobos 10 puntos. Por Panamá, la atacante Joanna Arroyo anotó 11 puntos y María Gallimore 10 puntos.

### **Nicaragua 3, Honduras 0**

Nicaragua se impuso a Honduras 3-0 (25-18, 25-22, 25-16) para sumar su segunda victoria. Las locales no tuvieron mucha resistencia por parte de Honduras, imponiendo su propio ritmo en el último juego de la tercera jornada del torneo. Nicaragua mejoró su record de juegos ganados a 2-0 mientras que Honduras tiene record de 0-2. Nicaragua sostuvo ventaja en ataques (36-28), en bloqueos (9-6) y en puntos de servicio (6-5). Las ganadoras se beneficiaron de 24 errores de sus rivales, cometiendo 17 errores propios. La central Hellen Traña encabezó a Nicaragua con 12 puntos, con 9 ataques y 3 bloqueos; la atacante Amalia Hernández contribuyó con 10 puntos, todos de ataque. La opuesta Cecille Johnshon lideró a Honduras con 15 puntos.