



AFECAVOL

ASOCIACION
DE FEDERACIONES
CENTROAMERICANAS
DE VOLEIBOL



FIVB™

III CAMPEONATO CENTROAMERICANO
SUB 23 FEMENINO DE VOLEIBOL

Guatemala, del 04 al 13 de agosto de 2016



Bulletin No. 6

August 10, 2016



ASOCIACION DE FEDERACIONES CENTROAMERICANAS DE VOLEIBOL

AFECAVOL

FEDERACION PANAMEÑA DE VOLEIBOL

III CAMPEONATO CENTROAMERICANA SUB 23 FEMENINO

4 - 13 AGOSTO 2016



CALENDARIO DE ENTRENOS

| | HORA | Gim. 7 Diciembre | HORA | Gim. 7 Diciembre |
|------------------|-------|---------------------|-------|---------------------|
| 11 Agosto | 07:00 | BIZ | 08:00 | PAN |
| | 09:00 | CRC | 10:00 | HON |
| | 11:00 | NCA | 12:00 | GUA |
| | | | 13:00 | ESA |
| 12 Agosto | 07:00 | BIZ | 08:00 | ESA |
| | 09:00 | NCA | 10:00 | HON |
| | 11:00 | CRC | 12:00 | GUA |



III Campeonato Centroamericano de Voleibol

Sub 23 Femenino

Guatemala, Guatemala

4 - 13 agosto 2016



Calendario de Competencia / Match Schedule



| FINAL | | | | | | | | | | | | |
|-------|--------|-------|------------|-----|-------------------------|---------|---------|---------|---------|--------------|----------|--------------|
| No. | Date | Time | Teams | Set | Result per set (points) | | | | | Total Puntos | Duración | Espectadores |
| | | | | | 1 | 2 | 3 | 4 | 5 | | | |
| 1 | 06-ago | 15:00 | NCA vs PAN | 3-0 | 25 - 23 | 25 - 18 | 25 - 21 | | | 75 - 62 | 1:27 | 200 |
| 2 | 06-ago | 17:00 | HON vs BIZ | 3-2 | 25 - 21 | 25 - 13 | 22 - 25 | 23 - 25 | 15 - 12 | 110 - 96 | 2:05 | 250 |
| 3 | 06-ago | 19:00 | GUA vs ESA | 3-0 | 28 - 26 | 25 - 19 | 25 - 16 | | | 78 - 61 | 1:31 | 1000 |
| 4 | 07-ago | 15:00 | CRC vs PAN | 3-0 | 25 - 10 | 25 - 15 | 25 - 15 | | | 75 - 40 | 1:15 | 50 |
| 5 | 07-ago | 17:00 | HON vs ESA | 2-3 | 21 - 25 | 20 - 25 | 25 - 23 | 25 - 17 | 8 - 15 | 99 - 105 | 2:14 | 500 |
| 6 | 07-ago | 19:00 | GUA vs BIZ | 3-0 | 25 - 18 | 25 - 13 | 25 - 18 | | | 75 - 49 | 1:13 | 700 |
| 7 | 08-ago | 15:00 | NCA vs ESA | 0-3 | 23 - 25 | 19 - 25 | 24 - 26 | | | 66 - 76 | 1:30 | 50 |
| 8 | 08-ago | 17:00 | CRC vs BIZ | 3-2 | 25 - 17 | 22 - 25 | 25 - 14 | 19 - 25 | 15 - 12 | 106 - 93 | 2:05 | 120 |
| 9 | 08-ago | 19:00 | HON vs PAN | 3-0 | 25 - 21 | 25 - 18 | 25 - 13 | | | 75 - 52 | 1:25 | 250 |
| 10 | 09-ago | 15:00 | CRC vs ESA | 3-0 | 25 - 20 | 25 - 21 | 25 - 13 | | | 75 - 54 | 1:25 | 80 |
| 11 | 09-ago | 17:00 | NCA vs BIZ | 2-3 | 20 - 25 | 25 - 14 | 25 - 17 | 20 - 25 | 9 - 15 | 99 - 96 | 2:05 | 200 |
| 12 | 09-ago | 19:00 | GUA vs PAN | 3-0 | 25 - 10 | 25 - 9 | 25 - 16 | | | 75 - 35 | 1:10 | 500 |
| 13 | 10-ago | 15:00 | CRC vs NCA | 3-0 | 25 - 14 | 25 - 18 | 25 - 10 | | | 75 - 42 | 1:09 | 70 |
| 14 | 10-ago | 17:00 | ESA vs PAN | 3-1 | 25 - 21 | 22 - 25 | 25 - 16 | 25 - 17 | | 97 - 79 | 1:45 | 100 |
| 15 | 10-ago | 19:00 | GUA vs HON | 3-1 | 25 - 19 | 25 - 20 | 21 - 25 | 26 - 24 | | 97 - 88 | 2:00 | 700 |
| 16 | 11-ago | 15:00 | BIZ vs PAN | | | | | | | | | |
| 17 | 11-ago | 17:00 | CRC vs HON | | | | | | | | | |
| 18 | 11-ago | 19:00 | NCA vs GUA | | | | | | | | | |
| 19 | 12-ago | 15:00 | BIZ vs ESA | | | | | | | | | |
| 20 | 12-ago | 17:00 | NCA vs HON | | | | | | | | | |
| 21 | 12-ago | 19:00 | CRC vs GUA | | | | | | | | | |



III Campeonato Centroamericano Sub 23 Femenino
Results of Wednesday, 10' 10e 'August' 10e '2016

MATCH RESULTS

FINAL

| No | Date | Teams | Set | Result per set (points) | | | | | Total Points | Time | Spectators |
|----|------------|-----------|-----|-------------------------|-------|-------|-------|-------|--------------|------|------------|
| | | | | 1 | 2 | 3 | 4 | 5 | | | |
| 1 | 06/08/2016 | NCA - PAN | 3-0 | 25-23 | 25-18 | 25-21 | | | 75- 62 | 1:27 | 200 |
| 2 | 06/08/2016 | HON - BIZ | 3-2 | 25-21 | 25-13 | 22-25 | 23-25 | 15-12 | 110- 96 | 2:05 | 250 |
| 3 | 06/08/2016 | GUA - ESA | 3-0 | 28-26 | 25-19 | 25-16 | | | 78- 61 | 1:31 | 1,000 |
| 4 | 07/08/2016 | CRC - PAN | 3-0 | 25-10 | 25-15 | 25-15 | | | 75- 40 | 1:15 | 50 |
| 5 | 07/08/2016 | HON - ESA | 2-3 | 21-25 | 20-25 | 25-23 | 25-17 | 8-15 | 99-105 | 2:14 | 500 |
| 6 | 07/08/2016 | GUA - BIZ | 3-0 | 25-18 | 25-13 | 25-18 | | | 75- 49 | 1:13 | 700 |
| 7 | 08/08/2016 | NCA - ESA | 0-3 | 23-25 | 19-25 | 24-26 | | | 66- 76 | 1:30 | 50 |
| 8 | 08/08/2016 | CRC - BIZ | 3-2 | 25-17 | 22-25 | 25-14 | 19-25 | 15-12 | 106- 93 | 2:05 | 120 |
| 9 | 08/08/2016 | HON - PAN | 3-0 | 25-21 | 25-18 | 25-13 | | | 75- 52 | 1:25 | 250 |
| 10 | 09/08/2016 | CRC - ESA | 3-0 | 25-20 | 25-21 | 25-13 | | | 75- 54 | 1:25 | 80 |
| 11 | 09/08/2016 | NCA - BIZ | 2-3 | 20-25 | 25-14 | 25-17 | 20-25 | 9-15 | 99- 96 | 2:05 | 200 |
| 12 | 09/08/2016 | GUA - PAN | 3-0 | 25-10 | 25- 9 | 25-16 | | | 75- 35 | 1:10 | 500 |
| 13 | 10/08/2016 | CRC - NCA | 3-0 | 25-14 | 25-18 | 25-10 | | | 75- 42 | 1:09 | 70 |
| 14 | 10/08/2016 | ESA - PAN | 3-1 | 25-21 | 22-25 | 25-16 | 25-17 | | 97- 79 | 1:45 | 100 |
| 15 | 10/08/2016 | GUA - HON | 3-1 | 25-19 | 25-20 | 21-25 | 26-24 | | 97- 88 | 2:00 | 700 |
| 16 | 11/08/2016 | BIZ - PAN | | | | | | | | | |
| 17 | 11/08/2016 | CRC - HON | | | | | | | | | |
| 18 | 11/08/2016 | NCA - GUA | | | | | | | | | |
| 19 | 12/08/2016 | BIZ - ESA | | | | | | | | | |
| 20 | 12/08/2016 | NCA - HON | | | | | | | | | |
| 21 | 12/08/2016 | CRC - GUA | | | | | | | | | |

TEAM RANKING

FINAL

| Rk | Code | Team | Matches | | | | Results Details | | | | | | Points | | | Sets | | |
|----|------|-------------|---------|---|---|---|-----------------|-----|-----|-----|-----|-----|--------|-------|-------|------|-------|--------|
| | | | Pts | T | W | L | 3-0 | 3-1 | 3-2 | 2-3 | 1-3 | 0-3 | W | L | Ratio | W | L | Ratio |
| 1 | GUA | Guatemala | 19 | 4 | 4 | 0 | 3 | 1 | 0 | 0 | 0 | 0 | 325 | 233 | 1.395 | 12 | 1 | 12.000 |
| 2 | CRC | Costa Rica | 18 | 4 | 4 | 0 | 3 | 0 | 1 | 0 | 0 | 331 | 229 | 1.445 | 12 | 2 | 6.000 | |
| 3 | ESA | El Salvador | 12 | 5 | 3 | 2 | 1 | 1 | 1 | 0 | 2 | 393 | 397 | 0.990 | 9 | 9 | 1.000 | |
| 4 | HON | Honduras | 11 | 4 | 2 | 2 | 1 | 0 | 1 | 1 | 1 | 0 | 372 | 350 | 1.063 | 9 | 8 | 1.125 |
| 5 | NCA | Nicaragua | 7 | 4 | 1 | 3 | 1 | 0 | 0 | 1 | 0 | 2 | 282 | 309 | 0.913 | 5 | 9 | 0.556 |
| 6 | BIZ | Belize | 7 | 4 | 1 | 3 | 0 | 0 | 1 | 2 | 0 | 1 | 334 | 390 | 0.856 | 7 | 11 | 0.636 |
| 7 | PAN | Panama | 1 | 5 | 0 | 5 | 0 | 0 | 0 | 0 | 1 | 4 | 268 | 397 | 0.675 | 1 | 15 | 0.067 |



P-2 VOLLEYBALL • Match result



III Campeonato Centroamericano Sub 23 Femenino FINAL

Match: 13 **Date:** 10/08/2016 **Spectators:** 70
City: Guatemala
Hall: Gim. 7 de Diciembre
Match duration: Start: 15:00 End: 16:09 Total: 1:09

| Teams | Sets | 1 | 2 | 3 | 4 | 5 | Total |
|---------------------|----------|------|------|------|---|---|-------|
| CRC | 3 | 25 | 25 | 25 | | | 75 |
| NCA | 0 | 14 | 18 | 10 | | | 42 |
| Set duration | | 0:20 | 0:22 | 0:21 | | | 1:03 |

Referees: Saenz, Erick (ESA) & Encalada, Kahlid (BIZ)

| CRC • Costa Rica | | 1 | 2 | 3 | 4 | 5 | Pts |
|------------------|----------------------------|---|---|---|---|---|-----|
| 5 | Espinoza Tamara (OH) | ■ | ■ | ■ | | | 5 |
| 6 | Gonzalez Yuliana (S) | ■ | ■ | | | | 4 |
| 7 | Montero Angie (OH) | □ | ■ | ■ | | | 5 |
| 9 | L Solis Adriana (L) | L | L | | | | |
| 12 | Sayles Tatiana (OP) | | | | | | |
| 15 | Carazo Tania (OH) | ■ | ■ | | | | 7 |
| 17 | Alfaro Maria Fernanda (MB) | ■ | | ■ | | | 5 |
| 20 | Campos Valeria (MB) | ■ | ■ | | | | 5 |
| 21 | Castro Monica (OH) | ■ | □ | ■ | | | 10 |
| 22 | L Morales Andrea (L) | L | L | | | | |
| 23 | Vargas Mariela (S) | □ | □ | ■ | | | 2 |
| 24 | Rodriguez Mariana (MB) | | ■ | ■ | | | 9 |

Coach: Godinez, Braulio (CRC)
Assistant: Romero, Mario (CRC)

| NCA • Nicaragua | | 1 | 2 | 3 | 4 | 5 | Pts |
|-----------------|-------------------------|---|---|---|---|---|-----|
| 1 | Pereira Andrea (OH) | ■ | ■ | ■ | | | 7 |
| 2 | Estrada Katherine (S) | | ■ | ■ | | | |
| 3 | Cubillo Pamela (OH) | ■ | ■ | ■ | | | 2 |
| 4 | Mendoza Fernanda (MB) | ■ | ■ | □ | | | 1 |
| 5 | L Juarez Patricia (L) | L | L | L | | | |
| 6 | Granja Emily (OH) | | □ | □ | | | |
| 7 | Gomez Brenda (OP) | ■ | □ | ■ | | | |
| 8 | Conto Dalia (MB) | ■ | ■ | ■ | | | 4 |
| 9 | Arcia Maria Belen (OP) | □ | | □ | | | 4 |
| 10 | Calero Ericka (S) | ■ | ■ | ■ | | | 8 |
| 11 | Carcache Leonela (OH) | □ | □ | □ | | | 1 |
| 14 | Chamorro Charlotte (OH) | | | | | | |

Coach: Noguera, Claudia (NCA)
Assistant: Pe;a, Yasmina (NCA)

TEAMS AND PLAYERS PERFORMANCES

| Won Pts | Total Atts | No Name | Scoring Skills | Won Pts | Total Atts | No Name |
|------------------|-------------------|-------------------------------|---------------------------|------------------|-------------------|--------------------------|
| 36 | 90 | Total Team | | 19 | 110 | Total Team |
| 8 | 18 | 21 Castro Monica (OH) | Spike | 6 | 19 | 1 Pereira Andrea (OH) |
| 5 | 13 | 7 Montero Angie (OH) | | 5 | 36 | 10 Calero Ericka (S) |
| 7 | 52 | Total Team | Block | 5 | 38 | Total Team |
| 4 | 16 | 24 Rodriguez Mariana (MB) | | 1 | 4 | 1 Pereira Andrea (OH) |
| 2 | 8 | 21 Castro Monica (OH) | Serve | 1 | 2 | 9 Arcia Maria Belen (OP) |
| 9 | 73 | Total Team | | 3 | 44 | Total Team |
| 3 | 14 | 15 Carazo Tania (OH) | Opp. error | 2 | 9 | 10 Calero Ericka (S) |
| 3 | 7 | 17 Alfaro Maria Fernanda (MB) | Total | 1 | 5 | 11 Carcache Leonela (OH) |
| 23 | | Total Team | | 15 | | Total Team |
| 75 | 215 | Total Team | | 42 | 192 | Total Team |
| 10 | 30 | 21 Castro Monica (OH) | Best Scorer | 8 | 51 | 10 Calero Ericka (S) |
| Excellent | Total Atts | No Name | Non scoring Skills | Excellent | Total Atts | No Name |
| 21 | 88 | Total Team | | 14 | 110 | Total Team |
| 6 | 13 | 22 Morales Andrea (L) | Dig | 3 | 8 | 1 Pereira Andrea (OH) |
| 4 | 17 | 9 Solis Adriana (L) | | 3 | 23 | 5 Juarez Patricia (L) |
| 19 | 75 | Total Team | Set | 7 | 81 | Total Team |
| 10 | 31 | 23 Vargas Mariela (S) | | 5 | 46 | 2 Estrada Katherine (S) |
| 12 | 37 | Total Team | Reception | 16 | 68 | Total Team |
| 1 | 9 | 21 Castro Monica (OH) | Success - Faults | 6 | 25 | 5 Juarez Patricia (L) |
| | | | # Attempts | | | |

■ Starting line-up Pts = Points scored [nn] = Captain
□ Substitute Atts = Attempts L = Libero
Opp = Opponent





P-2 VOLLEYBALL • Match result



III Campeonato Centroamericano Sub 23 Femenino FINAL

Match: 14 **Date:** 10/08/2016 **Spectators:** 100
City: Guatemala
Hall: Gim. 7 de Diciembre
Match duration: Start: 17:00 End: 18:45 Total: 1:45

| Teams | Sets | 1 | 2 | 3 | 4 | 5 | Total |
|---------------------|------|------|------|------|------|---|-------|
| ESA | 3 | 25 | 22 | 25 | 25 | | 97 |
| PAN | 1 | 21 | 25 | 16 | 17 | | 79 |
| Set duration | | 0:20 | 0:27 | 0:24 | 0:25 | | 1:36 |

Referees: Izquierdo, Maria (NCA) & Barahona, Maria (HON)

| ESA • El Salvador | | 1 | 2 | 3 | 4 | 5 | Pts |
|-------------------|-----------------------|---|---|---|---|---|-----|
| 1 | Maga;a Paola (OP) | | ■ | | | | 2 |
| 3 | Palma Ana (MB) | | ■ | | | | |
| 6 | Menjivar Tatiana (MB) | ■ | | ■ | ■ | | 6 |
| 7 | Funes Gabriela (OH) | ■ | □ | ■ | ■ | | 14 |
| 8 | Colato Blanca (OH) | ■ | ■ | ■ | ■ | | 4 |
| 9 | Soriano Marcela (OH) | | ■ | | | | 1 |
| 10 L | Ceren Andrea (L) | L | L | L | L | | |
| 12 | Orellana Karen (S) | | | | | | |
| 14 | Velasquez Sofia (OH) | □ | □ | □ | □ | | |
| 16 | Villalobos Laura (S) | ■ | ■ | ■ | ■ | | 4 |
| 17 | Lazo Sara (OP) | ■ | □ | ■ | ■ | | 5 |
| 19 | Avalos Roxana (MB) | ■ | ■ | ■ | ■ | | 9 |

Coach: Calderon, Dany (ESA)
Assistant: Flores, Franklin (ESA)

| PAN • Panama | | 1 | 2 | 3 | 4 | 5 | Pts |
|--------------|---------------------------|---|---|---|---|---|-----|
| 1 | Saenz Kariany (S) | ■ | ■ | ■ | ■ | | 3 |
| 2 | Perez Kilary (OP) | ■ | ■ | ■ | ■ | | 3 |
| 3 | A;ino Mariacarolina (OH) | ■ | ■ | ■ | ■ | | 12 |
| 6 L | Caballero Keysi (L) | L | L | L | L | | |
| 8 | Urrunaga Iris (OH) | | | | | | |
| 10 | Ng Yileen (MB) | ■ | ■ | ■ | ■ | | 18 |
| 11 | Caceres Jeisell (OP) | ■ | ■ | | □ | | 1 |
| 13 | Cuero Loreyne (OP) | | | | □ | | |
| 15 | Butcher Irene (OH) | □ | ■ | ■ | ■ | | 3 |
| 16 | Lezcano Stiphany (OH) | ■ | □ | ■ | ■ | | 9 |
| 17 | Berrocal Maria Elena (MB) | | | | □ | | |
| 18 | Rojas Maryory (S) | | | | □ | | |

Coach: Giron, Juan (PAN)
Assistant: Cuero, Hashly (PAN)

TEAMS AND PLAYERS PERFORMANCES

| Won Pts | Total Atts | No Name | Scoring Skills | Won Pts | Total Atts | No Name |
|---------|------------|-------------------------|-------------------|---------|------------|----------------------------|
| 28 | 122 | Total Team | | 30 | 129 | Total Team |
| 10 | 44 | 7 Funes Gabriela (OH) | Spike | 11 | 41 | 3 A;ino Mariacarolina (OH) |
| 6 | 30 | 19 Avalos Roxana (MB) | | 9 | 26 | 10 Ng Yileen (MB) |
| 3 | 32 | Total Team | Block | 10 | 44 | Total Team |
| 2 | 7 | 6 Menjivar Tatiana (MB) | | 8 | 26 | 10 Ng Yileen (MB) |
| 1 | 7 | 17 Lazo Sara (OP) | Serve | 2 | 2 | 16 Lezcano Stiphany (OH) |
| 14 | 96 | Total Team | | 9 | 80 | Total Team |
| 4 | 18 | 7 Funes Gabriela (OH) | Opp. error | 3 | 20 | 1 Saenz Kariany (S) |
| 3 | 21 | 16 Villalobos Laura (S) | Total | 2 | 8 | 16 Lezcano Stiphany (OH) |
| 52 | | Total Team | | 30 | | Total Team |
| 97 | 250 | Total Team | | 79 | 253 | Total Team |

| | | | | | | |
|----|----|-----------------------|--------------------|----|----|-------------------|
| 14 | 63 | 7 Funes Gabriela (OH) | Best Scorer | 18 | 62 | 10 Ng Yileen (MB) |
|----|----|-----------------------|--------------------|----|----|-------------------|

| Excellent | Total Atts | No Name | Non scoring Skills | Excellent | Total Atts | No Name |
|-----------|------------|-------------------------|-------------------------|-----------|------------|-----------------------|
| 19 | 114 | Total Team | | 12 | 127 | Total Team |
| 6 | 29 | 10 Ceren Andrea (L) | Dig | 5 | 27 | 6 Caballero Keysi (L) |
| 5 | 19 | 19 Avalos Roxana (MB) | | 2 | 23 | 2 Perez Kilary (OP) |
| 18 | 94 | Total Team | Set | 4 | 87 | Total Team |
| 18 | 94 | 16 Villalobos Laura (S) | | 4 | 79 | 1 Saenz Kariany (S) |
| 27 | 66 | Total Team | Reception | 16 | 84 | Total Team |
| 15 | 25 | 10 Ceren Andrea (L) | Success - Faults | 7 | 28 | 6 Caballero Keysi (L) |
| 7 | 18 | 7 Funes Gabriela (OH) | # Attempts | | | |

■ Starting line-up Pts = Points scored [nn] = Captain
□ Substitute Atts = Attempts L = Libero
Opp = Opponent





P-2 VOLLEYBALL • Match result



III Campeonato Centroamericano Sub 23 Femenino FINAL

Match: 15 **Date:** 10/08/2016 **Spectators:** 700
City: Guatemala
Hall: Gim. 7 de Diciembre
Match duration: Start: 19:23 End: 21:23 Total: 2:00

| Teams | Sets | 1 | 2 | 3 | 4 | 5 | Total |
|---------------------|----------|------|------|------|------|---|-------|
| GUA | 3 | 25 | 25 | 21 | 26 | | 97 |
| HON | 1 | 19 | 20 | 25 | 24 | | 88 |
| Set duration | | 0:25 | 0:25 | 0:31 | 0:30 | | 1:51 |

Referees: Holley, Erick (CRC) & Castro, Luis (PAN)

| GUA • Guatemala | | 1 | 2 | 3 | 4 | 5 | Pts |
|------------------------|----------------------------|---|---|---|---|---|-----|
| 2 | Gordillo Sofia (MB) | ■ | ■ | ■ | ■ | | 7 |
| 3 | L Reinoso Christa (L) | L | L | L | L | | |
| 4 | Gomez Carmen (S) | | | | | | |
| 5 | Alvarez Maria (S) | □ | □ | □ | □ | | |
| 7 | Giron Natalia (OP) | ■ | ■ | ■ | ■ | | 2 |
| 8 | Alvarado Karen (MB) | | | | | | |
| 10 | Caal Jessica (S) | ■ | ■ | ■ | ■ | | 4 |
| 11 | Garcia Maria (OH) | ■ | ■ | ■ | ■ | | 22 |
| 13 | Tyggun Alexandra (OH) | | | | | | |
| 14 | Gonzalez Maria (MB) | ■ | ■ | ■ | ■ | | 8 |
| 15 | Bethancourt Estefanie (OH) | ■ | ■ | ■ | ■ | | 18 |
| 18 | Salcedo Sabrina (OH) | | | | □ | | |

| HON • Honduras | | 1 | 2 | 3 | 4 | 5 | Pts |
|-----------------------|-----------------------------|---|---|---|---|---|-----|
| 1 | Aguilar Ruth (S) | ■ | ■ | ■ | ■ | | 4 |
| 2 | Carcamo Maria Fernanda (MB) | ■ | ■ | ■ | ■ | | 8 |
| 3 | Godoy Estefany (OH) | □ | | | □ | | 1 |
| 4 | Zelaya Telma (S) | □ | □ | □ | □ | | |
| 5 | Zelaya Dina (OH) | ■ | ■ | ■ | ■ | | 3 |
| 6 | Obando Heidy (MB) | | | | | | |
| 7 | L Salinas Soamy (L) | L | L | L | L | | |
| 8 | Perez Nathaly (MB) | ■ | ■ | ■ | ■ | | 9 |
| 10 | Johnson Cecille (OP) | ■ | ■ | ■ | ■ | | 24 |
| 12 | Morales Lourdes (OH) | ■ | ■ | ■ | ■ | | 4 |
| 14 | Moncada Sidney (OH) | | | | | | |
| 16 | Flores Emily (OH) | | | | | | |

Coach: Fernandez, William (CUB)
Assistant: Dominguez, Julio (GUA)

Coach: Tejeda, Marcos (CUB)
Assistant: Leiva, Catarine (HON)

TEAMS AND PLAYERS PERFORMANCES

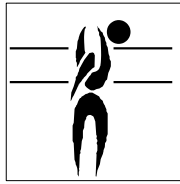
| Won Pts | Total Atts | No Name | Scoring Skills | Won Pts | Total Atts | No Name |
|-----------|------------|-------------------------------|-------------------|-----------|------------|--------------------------|
| 51 | 141 | Total Team | | 43 | 143 | Total Team |
| 18 | 48 | 15 Bethancourt Estefanie (OH) | Spike | 21 | 57 | 10 Johnson Cecille (OP) |
| 18 | 42 | 11 Garcia Maria (OH) | | 8 | 23 | 8 Perez Nathaly (MB) |
| 6 | 41 | Total Team | Block | 5 | 46 | Total Team |
| 3 | 7 | 11 Garcia Maria (OH) | | 2 | 6 | 10 Johnson Cecille (OP) |
| 3 | 16 | 2 Gordillo Sofia (MB) | Serve | 2 | 11 | 2 Carcamo Maria Fernanda |
| 4 | 96 | Total Team | | 5 | 89 | Total Team |
| 1 | 14 | 10 Caal Jessica (S) | Opp. error | 2 | 18 | 2 Carcamo Maria Fernanda |
| 1 | 18 | 14 Gonzalez Maria (MB) | Total | 2 | 18 | 1 Aguilar Ruth (S) |
| 36 | | Total Team | | 35 | | Total Team |
| 97 | 278 | Total Team | | 88 | 278 | Total Team |

| | | | | | | |
|----|----|----------------------|--------------------|----|----|-------------------------|
| 22 | 65 | 11 Garcia Maria (OH) | Best Scorer | 24 | 76 | 10 Johnson Cecille (OP) |
|----|----|----------------------|--------------------|----|----|-------------------------|

| Excellent | Total Atts | No Name | Non scoring Skills | Excellent | Total Atts | No Name |
|-----------|------------|-----------------------|-------------------------|-----------|------------|-------------------------|
| 32 | 123 | Total Team | | 21 | 130 | Total Team |
| 15 | 34 | 3 Reinoso Christa (L) | Dig | 6 | 37 | 7 Salinas Soamy (L) |
| 5 | 21 | 7 Giron Natalia (OP) | | 6 | 23 | 5 Zelaya Dina (OH) |
| 30 | 111 | Total Team | Set | 17 | 107 | Total Team |
| 29 | 102 | 10 Caal Jessica (S) | | 17 | 107 | 1 Aguilar Ruth (S) |
| 29 | 76 | Total Team | Reception | 21 | 82 | Total Team |
| 9 | 19 | 11 Garcia Maria (OH) | <u>Success - Faults</u> | 6 | 18 | 7 Salinas Soamy (L) |
| 12 | 32 | 3 Reinoso Christa (L) | <u># Attempts</u> | 9 | 30 | 12 Morales Lourdes (OH) |

■ Starting line-up Pts = Points scored [nn] = Captain
□ Substitute Atts = Attempts L = Libero
Opp = Opponent





Best Scorers

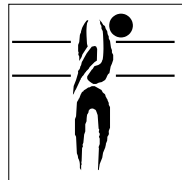
| Rk | No | Name | Team | Spike | Block | Serve | Total |
|-------------------------|----|-----------------------------|------|--------------|------------|------------|--------------|
| 1 | 10 | Johnson Cecille (OP) | HON | 88 | 2 | 9 | 99 |
| 2 | 7 | Funes Gabriela (OH) | ESA | 54 | 2 | 9 | 65 |
| 3 | 11 | Garcia Maria (OH) | GUA | 48 | 6 | 4 | 58 |
| 4 | 15 | Bethancourt Estefanie (OH) | GUA | 44 | 0 | 10 | 54 |
| 5 | 16 | Saunders Jahshema (OH) | BIZ | 34 | 6 | 12 | 52 |
| 6 | 2 | Williams Maurissa (OP) | BIZ | 43 | 3 | 3 | 49 |
| 7 | 10 | Calero Ericka (S) | NCA | 33 | 8 | 7 | 48 |
| 8 | 10 | Ng Yileen (MB) | PAN | 24 | 17 | 3 | 44 |
| 9 | 19 | Avalos Roxana (MB) | ESA | 34 | 3 | 4 | 41 |
| 10 | 3 | Burton Sherika (OH) | BIZ | 34 | 1 | 1 | 36 |
| 11 | 7 | Giron Natalia (OP) | GUA | 20 | 8 | 7 | 35 |
| 11 | 12 | Morales Lourdes (OH) | HON | 25 | 2 | 8 | 35 |
| 11 | 2 | Carcamo Maria Fernanda (MB) | HON | 19 | 8 | 8 | 35 |
| 14 | 12 | Sayles Tatiana (OP) | CRC | 27 | 1 | 5 | 33 |
| 15 | 3 | Cubillo Pamela (OH) | NCA | 27 | 3 | 2 | 32 |
| 15 | 8 | Perez Nathaly (MB) | HON | 26 | 6 | 0 | 32 |
| 17 | 20 | Campos Valeria (MB) | CRC | 20 | 9 | 2 | 31 |
| 18 | 17 | Glenn Shynelle (MB) | BIZ | 16 | 11 | 3 | 30 |
| 18 | 15 | Sebastian Kevanna (MB) | BIZ | 15 | 8 | 7 | 30 |
| 18 | 17 | Lazo Sara (OP) | ESA | 20 | 3 | 7 | 30 |
| 21 | 1 | Pereira Andrea (OH) | NCA | 23 | 2 | 3 | 28 |
| 21 | 15 | Carazo Tania (OH) | CRC | 23 | 0 | 5 | 28 |
| 21 | 8 | Conto Dalia (MB) | NCA | 16 | 11 | 1 | 28 |
| 24 | 21 | Castro Monica (OH) | CRC | 22 | 5 | 0 | 27 |
| 24 | 8 | Colato Blanca (OH) | ESA | 17 | 7 | 3 | 27 |
| 26 | 3 | Ajino Mariacarolina (OH) | PAN | 25 | 0 | 1 | 26 |
| 27 | 6 | Gonzalez Yuliana (S) | CRC | 16 | 2 | 7 | 25 |
| 28 | 14 | Gonzalez Maria (MB) | GUA | 15 | 3 | 4 | 22 |
| 28 | 2 | Perez Kiliary (OP) | PAN | 20 | 0 | 2 | 22 |
| 30 | 5 | Espinoza Tamara (OH) | CRC | 17 | 0 | 2 | 19 |
| 30 | 17 | Alfaro Maria Fernanda (MB) | CRC | 11 | 3 | 5 | 19 |
| 32 | 16 | Lezcano Stiphany (OH) | PAN | 9 | 2 | 4 | 15 |
| 33 | 8 | Sabal Clara (OP) | BIZ | 7 | 7 | 0 | 14 |
| 33 | 15 | Butcher Irene (OH) | PAN | 9 | 2 | 3 | 14 |
| 35 | 2 | Gordillo Sofia (MB) | GUA | 9 | 3 | 1 | 13 |
| 35 | 7 | Montero Angie (OH) | CRC | 9 | 1 | 3 | 13 |
| 35 | 16 | Villalobos Laura (S) | ESA | 6 | 1 | 6 | 13 |
| 38 | 9 | Arcia Maria Belen (OP) | NCA | 8 | 2 | 2 | 12 |
| 38 | 6 | Menjivar Tatiana (MB) | ESA | 9 | 3 | 0 | 12 |
| 40 | 10 | Caal Jessica (S) | GUA | 6 | 1 | 3 | 10 |
| 40 | 1 | Aguilar Ruth (S) | HON | 5 | 1 | 4 | 10 |
| 40 | 11 | Caceres Jeisell (OP) | PAN | 9 | 0 | 1 | 10 |
| 43 | 23 | Vargas Mariela (S) | CRC | 8 | 0 | 1 | 9 |
| 43 | 24 | Rodriguez Mariana (MB) | CRC | 5 | 4 | 0 | 9 |
| 43 | 3 | Godoy Estefany (OH) | HON | 7 | 2 | 0 | 9 |
| 43 | 5 | Zelaya Dina (OH) | HON | 7 | 1 | 1 | 9 |
| 47 | 13 | Tyggun Alexandra (OH) | GUA | 7 | 1 | 0 | 8 |
| 47 | 4 | Mendoza Fernanda (MB) | NCA | 5 | 3 | 0 | 8 |
| 49 | 7 | Gomez Brenda (OP) | NCA | 4 | 3 | 0 | 7 |
| 50 | 1 | Saenz Kariany (S) | PAN | 1 | 0 | 5 | 6 |
| Total tournament | | | | 1,004 | 185 | 202 | 1,391 |



Best Spikers

Limit: 15.00%

| Rk | No | Name | Team | Spikes | Faults | Shots | Total Attempts | Succ. % |
|-------------------------|----|----------------------------|------|--------|--------|-------|----------------|---------|
| 1 | 11 | Garcia Maria (OH) | GUA | 48 | 13 | 46 | 107 | 44.86 |
| 2 | 10 | Johnson Cecille (OP) | HON | 88 | 40 | 92 | 220 | 40.00 |
| 3 | 2 | Williams Maurissa (OP) | BIZ | 43 | 24 | 46 | 113 | 38.05 |
| 4 | 15 | Bethancourt Estefanie (OH) | GUA | 44 | 16 | 60 | 120 | 36.67 |
| 5 | 21 | Castro Monica (OH) | CRC | 22 | 10 | 36 | 68 | 32.35 |
| 6 | 15 | Carazo Tania (OH) | CRC | 23 | 8 | 43 | 74 | 31.08 |
| 7 | 3 | Burton Sherika (OH) | BIZ | 34 | 13 | 67 | 114 | 29.82 |
| 8 | 12 | Morales Lourdes (OH) | HON | 25 | 16 | 45 | 86 | 29.07 |
| 9 | 7 | Funes Gabriela (OH) | ESA | 54 | 27 | 114 | 195 | 27.69 |
| 10 | 10 | Calero Ericka (S) | NCA | 33 | 15 | 74 | 122 | 27.05 |
| Total Tournament | | | | 1,004 | 556 | 1,953 | 3,513 | 28.58 |




Best Blockers

| Rk | No | Name | Team | Kill Blocks | Faults | Rebounds | Total Attempts | Avg. by set |
|-------------------------|----|-----------------------------|------|-------------|--------|----------|----------------|-------------|
| 1 | 10 | Ng Yileen (MB) | PAN | 17 | 20 | 37 | 74 | 1.06 |
| 2 | 8 | Conto Dalia (MB) | NCA | 11 | 20 | 25 | 56 | 0.79 |
| 3 | 20 | Campos Valeria (MB) | CRC | 9 | 11 | 19 | 39 | 0.64 |
| 4 | 7 | Giron Natalia (OP) | GUA | 8 | 5 | 6 | 19 | 0.62 |
| 5 | 17 | Glenn Shynelle (MB) | BIZ | 11 | 23 | 34 | 68 | 0.61 |
| 6 | 10 | Calero Ericka (S) | NCA | 8 | 9 | 16 | 33 | 0.57 |
| 7 | 2 | Carcamo Maria Fernanda (MB) | HON | 8 | 15 | 23 | 46 | 0.47 |
| 8 | 11 | Garcia Maria (OH) | GUA | 6 | 1 | 8 | 15 | 0.46 |
| 9 | 15 | Sebastian Kevanna (MB) | BIZ | 8 | 15 | 40 | 63 | 0.44 |
| 10 | 8 | Sabal Clara (OP) | BIZ | 7 | 12 | 20 | 39 | 0.39 |
| Total Tournament | | | | 185 | 402 | 688 | 1,275 | 3.36 |



Best Servers

| Rk | No | Name | Team | Aces | Faults | Serve Hits | Total Attempts | Avg. by set |
|-------------------------|----|-----------------------------|------|------|--------|------------|----------------|-------------|
| 1 | 15 | Bethancourt Estefanie (OH) | GUA | 10 | 6 | 49 | 65 | 0.77 |
| 2 | 16 | Saunders Jahshema (OH) | BIZ | 12 | 6 | 47 | 65 | 0.67 |
| 3 | 7 | Giron Natalia (OP) | GUA | 7 | 7 | 46 | 60 | 0.54 |
| 4 | 10 | Johnson Cecille (OP) | HON | 9 | 12 | 45 | 66 | 0.53 |
| 5 | 6 | Gonzalez Yuliana (S) | CRC | 7 | 5 | 52 | 64 | 0.50 |
| 6 | 7 | Funes Gabriela (OH) | ESA | 9 | 11 | 63 | 83 | 0.50 |
| 7 | 10 | Calero Ericka (S) | NCA | 7 | 9 | 32 | 48 | 0.50 |
| 8 | 2 | Carcamo Maria Fernanda (MB) | HON | 8 | 7 | 63 | 78 | 0.47 |
| 9 | 12 | Morales Lourdes (OH) | HON | 8 | 10 | 44 | 62 | 0.47 |
| 10 | 17 | Lazo Sara (OP) | ESA | 7 | 6 | 41 | 54 | 0.39 |
| Total Tournament | | | | 202 | 289 | 1,812 | 2,303 | 3.67 |



Best Diggers

| Rk | No | Name | Team | Digs | Faults | Receptions | Total Attempts | Avg. by set |
|-------------------------|----|----------------------------|------|------|--------|------------|----------------|-------------|
| 1 | 3 | Reinoso Christa (L) | GUA | 40 | 16 | 62 | 118 | 3.08 |
| 2 | 10 | Ceren Andrea (L) | ESA | 51 | 23 | 90 | 164 | 2.83 |
| 3 | 9 | Solis Adriana (L) | CRC | 30 | 13 | 48 | 91 | 2.14 |
| 4 | 5 | Juarez Patricia (L) | NCA | 27 | 20 | 90 | 137 | 1.93 |
| 5 | 15 | Bethancourt Estefanie (OH) | GUA | 25 | 12 | 33 | 70 | 1.92 |
| 6 | 7 | Salinas Soamy (L) | HON | 25 | 27 | 70 | 122 | 1.47 |
| 7 | 12 | Morales Lourdes (OH) | HON | 24 | 25 | 52 | 101 | 1.41 |
| 8 | 16 | Saunders Jahshema (OH) | BIZ | 23 | 20 | 56 | 99 | 1.28 |
| 9 | 9 | Tun Nayala (L) | BIZ | 23 | 41 | 70 | 134 | 1.28 |
| 10 | 15 | Carazo Tania (OH) | CRC | 17 | 6 | 24 | 47 | 1.21 |
| Total Tournament | | | | 586 | 697 | 2,025 | 3,308 | 10.65 |



Best Setters

| Rk | No | Name | Team | Running Sets | Faults | Still Sets | Total Attempts | Avg. by set |
|-------------------------|----|----------------------|------|--------------|--------|------------|----------------|-------------|
| 1 | 10 | Caal Jessica (S) | GUA | 77 | 4 | 192 | 273 | 5.92 |
| 2 | 1 | Aguilar Ruth (S) | HON | 86 | 7 | 317 | 410 | 5.06 |
| 3 | 6 | Gonzalez Yuliana (S) | CRC | 62 | 10 | 187 | 259 | 4.43 |
| 4 | 16 | Villalobos Laura (S) | ESA | 58 | 10 | 403 | 471 | 3.22 |
| 5 | 13 | Hernandez Leyia (S) | BIZ | 33 | 9 | 155 | 197 | 1.83 |
| 6 | 23 | Vargas Mariela (S) | CRC | 24 | 3 | 59 | 86 | 1.71 |
| 7 | 1 | Saenz Kariany (S) | PAN | 23 | 16 | 244 | 283 | 1.44 |
| 8 | 5 | Quan Karen (S) | BIZ | 23 | 3 | 178 | 204 | 1.28 |
| 9 | 10 | Calero Ericka (S) | NCA | 17 | 5 | 168 | 190 | 1.21 |
| 10 | 18 | Rojas Maryory (S) | PAN | 13 | - | 59 | 72 | 0.81 |
| Total Tournament | | | | 437 | 83 | 2,194 | 2,714 | 7.95 |



Best Receivers


Limit: 20.00%

| Rk | No | Name | Team | Excellents | Faults | Serve Receptions | Total Attempts | Eff. % |
|-------------------------|----|------------------------|------|------------|--------|------------------|----------------|--------|
| 1 | 10 | Ceren Andrea (L) | ESA | 51 | 7 | 76 | 134 | 32.84 |
| 2 | 9 | Solis Adriana (L) | CRC | 27 | 6 | 35 | 68 | 30.88 |
| 3 | 5 | Juarez Patricia (L) | NCA | 43 | 6 | 74 | 123 | 30.08 |
| 4 | 3 | Reinoso Christa (L) | GUA | 30 | 6 | 48 | 84 | 28.57 |
| 5 | 16 | Saunders Jahshema (OH) | BIZ | 45 | 11 | 70 | 126 | 26.98 |
| 6 | 12 | Morales Lourdes (OH) | HON | 25 | 11 | 44 | 80 | 17.50 |
| 7 | 7 | Funes Gabriela (OH) | ESA | 31 | 15 | 46 | 92 | 17.39 |
| 8 | 9 | Tun Nayala (L) | BIZ | 28 | 11 | 68 | 107 | 15.89 |
| 9 | 7 | Salinas Soamy (L) | HON | 25 | 12 | 59 | 96 | 13.54 |
| 10 | 21 | Castro Monica (OH) | CRC | 5 | 2 | 33 | 40 | 7.50 |
| Total Tournament | | | | 550 | 220 | 1,236 | 2,006 | 16.45 |



P-5 VOLLEYBALL • Players ranking by skills

III Campeonato Centroamericano Sub 23 Femenino



Best Liberos

| Rk | No | Name | Team | Excellents | Faults | In play | Total attempts | Avg. by set |
|----|----|---------------------|------|------------|--------|---------|----------------|-------------|
| 1 | 10 | Ceren Andrea (L) | ESA | 102 | 30 | 166 | 298 | 5.67 |
| 2 | 3 | Reinoso Christa (L) | GUA | 70 | 22 | 110 | 202 | 5.38 |
| 3 | 5 | Juarez Patricia (L) | NCA | 70 | 26 | 164 | 260 | 5.00 |
| 4 | 9 | Solis Adriana (L) | CRC | 57 | 19 | 83 | 159 | 4.07 |
| 5 | 7 | Salinas Soamy (L) | HON | 50 | 39 | 129 | 218 | 2.94 |
| 6 | 9 | Tun Nayala (L) | BIZ | 51 | 52 | 138 | 241 | 2.83 |
| 7 | 6 | Caballero Keysi (L) | PAN | 31 | 42 | 90 | 163 | 1.94 |
| 8 | 22 | Morales Andrea (L) | CRC | 15 | 5 | 24 | 44 | 1.07 |

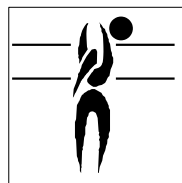




Best Spikers

Limit: 15.00%

| Rk | Team | Spikes | Faults | Shots | Total Attempts | Succ. % |
|-------------------------|-----------------|--------|--------|-------|----------------|---------|
| 1 | GUA Guatemala | 153 | 55 | 200 | 408 | 37.50 |
| 2 | CRC Costa Rica | 158 | 50 | 238 | 446 | 35.43 |
| 3 | HON Honduras | 177 | 85 | 273 | 535 | 33.08 |
| 4 | BIZ Belize | 151 | 86 | 286 | 523 | 28.87 |
| 5 | ESA El Salvador | 145 | 96 | 371 | 612 | 23.69 |
| 6 | NCA Nicaragua | 118 | 70 | 312 | 500 | 23.60 |
| 7 | PAN Panama | 102 | 114 | 273 | 489 | 20.86 |
| Total Tournament | | 1,004 | 556 | 1,953 | 3,513 | 28.58 |




Best Blockers

| Rk | Team | Kill Blocks | Faults | Rebounds | Total Attempts | Avg. by set |
|-------------------------|-----------------|-------------|--------|----------|----------------|-------------|
| 1 | NCA Nicaragua | 32 | 58 | 89 | 179 | 2.29 |
| 2 | BIZ Belize | 37 | 80 | 121 | 238 | 2.06 |
| 3 | GUA Guatemala | 24 | 41 | 63 | 128 | 1.85 |
| 4 | CRC Costa Rica | 25 | 44 | 102 | 171 | 1.79 |
| 5 | PAN Panama | 23 | 47 | 83 | 153 | 1.44 |
| 6 | HON Honduras | 22 | 53 | 105 | 180 | 1.29 |
| 7 | ESA El Salvador | 22 | 79 | 125 | 226 | 1.22 |
| Total Tournament | | 185 | 402 | 688 | 1,275 | 3.36 |



Best Servers

| Rk | Team | Aces | Faults | Serve Hits | Total Attempts | Avg. by set |
|-------------------------|-----------------|------|--------|------------|----------------|-------------|
| 1 | GUA Guatemala | 31 | 40 | 247 | 318 | 2.38 |
| 2 | CRC Costa Rica | 30 | 28 | 269 | 327 | 2.14 |
| 3 | ESA El Salvador | 35 | 43 | 316 | 394 | 1.94 |
| 3 | HON Honduras | 33 | 43 | 295 | 371 | 1.94 |
| 5 | BIZ Belize | 33 | 42 | 262 | 337 | 1.83 |
| 6 | NCA Nicaragua | 19 | 50 | 215 | 284 | 1.36 |
| 7 | PAN Panama | 21 | 43 | 208 | 272 | 1.31 |
| Total Tournament | | 202 | 289 | 1,812 | 2,303 | 3.67 |



Best Diggers

| Rk | Team | Digs | Faults | Receptions | Total Attempts | Avg. by set |
|-------------------------|-----------------|------|--------|------------|----------------|-------------|
| 1 | GUA Guatemala | 90 | 71 | 229 | 390 | 6.92 |
| 2 | CRC Costa Rica | 95 | 68 | 274 | 437 | 6.79 |
| 3 | ESA El Salvador | 111 | 121 | 354 | 586 | 6.17 |
| 4 | NCA Nicaragua | 76 | 89 | 321 | 486 | 5.43 |
| 5 | HON Honduras | 81 | 114 | 270 | 465 | 4.76 |
| 6 | BIZ Belize | 82 | 123 | 280 | 485 | 4.56 |
| 7 | PAN Panama | 51 | 111 | 297 | 459 | 3.19 |
| Total Tournament | | 586 | 697 | 2,025 | 3,308 | 10.65 |



Best Setters

| Rk | Team | Running Sets | Faults | Still Sets | Total Attempts | Avg. by set |
|-------------------------|-----------------|--------------|--------|------------|----------------|-------------|
| 1 | GUA Guatemala | 85 | 8 | 237 | 330 | 6.54 |
| 2 | CRC Costa Rica | 86 | 13 | 252 | 351 | 6.14 |
| 3 | HON Honduras | 86 | 7 | 319 | 412 | 5.06 |
| 4 | ESA El Salvador | 60 | 10 | 410 | 480 | 3.33 |
| 5 | BIZ Belize | 56 | 15 | 339 | 410 | 3.11 |
| 6 | PAN Panama | 36 | 18 | 317 | 371 | 2.25 |
| 7 | NCA Nicaragua | 28 | 12 | 320 | 360 | 2.00 |
| Total Tournament | | 437 | 83 | 2,194 | 2,714 | 7.95 |



Best Receivers

Limit: 20.00%

| Rk | Team | Excellents | Faults | Serve Receptions | Total Attempts | Eff. % |
|-------------------------|-----------------|------------|--------|------------------|----------------|--------|
| 1 | GUA Guatemala | 72 | 17 | 114 | 203 | 27.09 |
| 2 | ESA El Salvador | 110 | 37 | 188 | 335 | 21.79 |
| 3 | BIZ Belize | 101 | 34 | 212 | 347 | 19.31 |
| 4 | NCA Nicaragua | 72 | 24 | 174 | 270 | 17.78 |
| 5 | CRC Costa Rica | 54 | 19 | 126 | 199 | 17.59 |
| 6 | HON Honduras | 75 | 34 | 201 | 310 | 13.23 |
| 7 | PAN Panama | 66 | 55 | 221 | 342 | 3.22 |
| Total Tournament | | 550 | 220 | 1,236 | 2,006 | 16.45 |



AFECAVOL
ASOCIACION
DE FEDERACIONES
CENTROAMERICANAS
DE VOLEIBOL



Costa Rica adds fourth victory at AFECAVOL U23



GUATEMALA CITY, Guatemala, August 10, 2016. - Costa Rica beat Nicaragua 3-0 (25-14, 25-18, 25-10) to add their fourth victory on day five of the AFECAVOL Women's U23 Central American Championship being held at Gimnasio 7 de Diciembre Alfonso Gordillo.

The reigning champion Costa Rica earned five important points to accumulate a total of 18 and keeping their winning mark now with 4-0 record. Nicaragua remains with seven points and drops their record 1-3.

Costa Rica had control of the actions in set one while Nicaragua had many imprecisions. In the second, Nicaragua demanded more from Costa Rica as they scored five consecutive points, keeping the score closer than in the first. Without complications, Costa Rica finished in three with overwhelming advantage.

Costa Rica finished with a huge 36-19 margin in spikes; they also held advantage 7-5 in blocks and 9-3 in serving points. Costa Rica scored on 23 errors from their opponents and committed 15 errors of their own.

Mónica Castro con 10 puntos, Mariana Rodríguez con 9 y Tania Carazo con 7, tuvieron a su cargo la ofensiva de Costa Rica. Por su lado, las nicaragüenses Ericka Calero y Andrea Periera anotaron 8 y 7 puntos respectivamente.

Costa Rica (4-0) meets Honduras (2-1) and Nicaragua (1-3) faces Guatemala (3-0) on Thursday.

Captain Tatiana Sayles of Costa Rica, who rested because of a minor pain in her shoulder, spoke about what she observed from the bench "my teammates were disciplined in blocking and in serving. It was important to use all our players, each one responded well in their positions and the team worked well together as players got in".

Ericka Calero of Nicaragua insists that her team has a bad attitude "we know how to perform, proof of that is what we did in the second, however we lack energy".

Coach Braulio Godinez of Costa Rica considered that Nicaragua had a more demanding match yesterday than his team "they seemed tired and lacking emotion, it was a very technical match for us". About his strategy he added "we rotated the whole line-up, this was our plan, and we benefited from the fact that the match was very technical. We hope to count with all our players tomorrow".

"Our offensive line didn't work well, a team that doesn't attack, doesn't play; they allowed Costa Rica to take the initiative. Our state of mind after losing yesterday has been hard on my players" indicated Nicaragua's coach Claudia Noguera.



AFECVOL
ASOCIACION
DE FEDERACIONES
CENTROAMERICANAS
DE VOLEIBOL



Costa Rica suma cuarta victoria en AFECVOL Sub23



CIUDAD DE GUATEMALA, Guatemala, 10 de agosto de 2016.- Costa Rica derrotó a Nicaragua 3-0 (25-14, 25-18, 25-10) sumando su cuarta victoria en el quinto día de acciones del Campeonato Centroamericano Sub-23 Femenino de AFECVOL que se desarrolla en el Gimnasio 7 de Diciembre Alfonso Gordillo.

El actual campeón Costa Rica obtuvo cinco puntos importantes, acumulando un total de 18 y mantener su marca invicta con récord 4-0. Nicaragua sigue con los mismos siete puntos y bota su record a 1-3.

Costa Rica tuvo bajo su control el primer set en tanto que Nicaragua jugó con muchas imprecisiones. En el segundo, Costa Rica tuvo mayor exigencia tras cinco puntos consecutivos de Nicaragua que mantuvo el marcador más ajustado que en el primero. Sin complicaciones, Costa Rica cerró el juego con una ventaja abrumadora.

Con enorme ventaja en el ataque 36-19 cerró Costa Rica el juego, además superó en el bloqueo 7-5 y en puntos de servicio 9-3. Costa Rica anotó 23 puntos de errores de Nicaragua en tanto cometió 15 faltas propias.

Mónica Castro con 10 puntos, Mariana Rodríguez con 9 y Tania Carazo con 7, tuvieron a su cargo la ofensiva de Costa Rica. Por su lado, las nicaragüenses Ericka Calero y Andrea Periera anotaron 8 y 7 puntos respectivamente.

Costa Rica (4-0) se mide ante Honduras (2-1) y Nicaragua (1-3) a Guatemala (3-0) el jueves.

Tatiana Sayles, capitana de Costa Rica y hoy tuvo descanso por una dolencia en el hombro, habló sobre lo que se observó de agregó “mis compañeras estuvieron muy aplicadas en el bloqueo y en el saque. Fue muy importante que rotáramos todo el equipo y cada una respondió en su respectivas áreas, el equipo se acopló muy bien con cada una conforme iban entrando”.

Ericka Calero de Nicaragua insiste que su equipo está muy desanimado, “sabemos hacer las cosas, prueba de ello fue el segundo set pero nos hace falta ánimo”.

El entrenador Braulio Godínez de Costa Rica consideró que Nicaragua tuvo mayor exigencia ayer que su equipo “ellas se notaban cansadas y poco emotivas, fue un juego muy técnico para nosotros”. Sobre su estrategia en la cancha expresó “rotamos al equipo completo, esto ya estaba previsto, el juego técnico nos favoreció. Esperamos que para mañana tengamos al equipo completo”.

“La ofensiva no funcionó, un equipo que no ataca no juega, dejaron que Costa Rica tomara la iniciativa en el juego. El estado de ánimo después de la derrota de ayer le afectó a mis jugadoras” indicó la entrenadora Claudia Noguera de Nicaragua.



AFECAVOL
ASOCIACION
DE FEDERACIONES
CENTROAMERICANAS
DE VOLEIBOL



El Salvador improves their record 3-2



GUATEMALA CITY, Guatemala, August 10, 2016.- El Salvador beat Panama 3-1 (25-21, 22-25, 25-16, 25-17) improving their win-loss record 3-2 at the AFECAVOL Women's U23 Central American Championship.

Panama recovered from an eight point deficit (4-12) in the first set with blocking and serves, slowing down their opponent's offense; however it wasn't enough to take set one. Actions in set two switched, El Salvador recovered from a seven point deficit (9-16) but it was too late as Panamanians were on a spiking spree winning their first set of the event. El Salvador won set three getting more involved; in set four they jumped into an early 6-0 lead that went on increasing with huge advantage. El Salvador ended the match not before missing 4 match points.

El Salvador won by scoring on 52 errors from their opponent and by a 14-9 margin in blocking. Panama had a monster blocking (10-3), they did better in kills 30-28 and scored on 30 opponent errors.

Gabriela Funes of El Salvador led her team with 14 points, on 10 kills and 4 aces. On Panama's side, Yileen Ng was the top scorer of the match with 18 points and Maria Carolina Añino added 12 points.

El Salvador (3-2) has a rest day on Thursday and in their last performance Panama (0-5) will face Belize (1-3).

Gabriela Funes, leading El Salvador expressed "we were over-confident; we have performed much better in other matches. Panama blocked us a lot. With better attitude, order in our receiving and limiting errors we finished winning".

Captain Yileen Ng of Panama said "we had fewer errors in this match and we are glad of the good battle against El Salvador". Maria Carolina Añino also spoke "we really want to fight and win, today that worked. This team is talented and we have the enthusiasm to improve Panama's volleyball".

Dany Calderon of El Salvador said his team followed instructions "they were too confident and after following our game plan, we were able to win".

Coach Juan Giron of Panama indicated that his attack worked well in the set they won "we need more rhythm, but in the second my hitters performed well, also the blockers stopped El Salvador's diagonal attack".



AFECAVOL
ASOCIACION
DE FEDERACIONES
CENTROAMERICANAS
DE VOLEIBOL



El Salvador mejora su marca 3-2



CIUDAD DE GUATEMALA, Guatemala, 10 de agosto de 2016.- El Salvador venció a Panamá 3-1 (25-21, 22-25, 25-16, 25-17) mejorando su record de juegos ganados a 3-2, en el Campeonato Centroamericano Sub-23 Femenino de AFECAVOL.

Panamá se recuperó de un déficit de ocho puntos (4-12) en el primer set, gracias a su efectivo bloqueo y servicio, deteniendo la ofensiva de su rival; sin embargo no fue suficiente para llevarse el set. Las cosas cambiaron en el segundo, El Salvador fue quien se recuperó de un déficit de siete puntos (9-16) pero demasiado tarde por que las panameñas estaban prendidas en el ataque, ganando así su primer set del evento. El Salvador se involucró más en el juego para ganar el tercer set; en el cuarto tomaron una ventaja desde el inicio de 6-0, la cual fue incrementando enormemente. El Salvador terminó el juego luego de perder 4 puntos de partido.

El Salvador se llevó el triunfo anotando a través de 52 errores de su rival y con margen 14-9 en bloqueo. Panamá tuvo un impresionante bloqueo (10-3), fueron mejor en el ataque 30-28 y anotaron 30 puntos por errores de El Salvador.

Gabriela Funes de El Salvador lideró a su equipo con 14 puntos, 10 de ataque y 4 ases. Del lado panameño, Yileen Ng fue la máxima anotadora del juego con 18 puntos y María Carolina Añino aportó 12 puntos.

El Salvador (3-2) descansa el jueves y en su último juego del torneo Panamá (0-5) enfrenta a Belize (1-3).

Gabriela Funes, la máxima anotadora de El Salvador expresó “nos confiamos, además hemos jugado mucho mejor que ahora. Panamá pudo bloquearnos bastante. Con buena actitud, más ordenadas en el recibo y limitamos los errores para cerrar con el triunfo”.

La capitana Yileen Ng de Panamá dijo “cometimos menos errores en este juego y estamos muy contentas de haber dado una fuerte batalla a El Salvador”. También habló María Carolina Añino “estamos con ganas de luchar y de ganar, eso funcionó hoy. Este equipo tiene talento y tenemos mucho entusiasmo para mejorar el voleibol de Panamá”.

Por su parte, Dany Calderón de El Salvador dijo que su equipo siguió las instrucciones “ellas tuvieron exceso de confianza y tras seguir nuestro plan de juego, se pudo conseguir la victoria”.

El entrenador Juan Girón de Panamá indicó que el ataque funcionó en el set que ganaron “nos hace falta más ritmo de juego, pero en el segundo set el ataque funcionó, además el bloqueo pudo cerrar el ataque diagonal de El Salvador y evitó que ellas anotaran”.



AFECAVOL
ASOCIACION
DE FEDERACIONES
CENTROAMERICANAS
DE VOLEIBOL



Guatemala beats Honduras in tough battle



GUATEMALA CITY, Guatemala, August 10, 2016.- Guatemala beat Honduras 3-1 (25-19, 25-20, 21-25, 26-24) in a tough battled match on day five of the AFECAVOL Women's U23 Central American Championship at Gimnasio 7 de Diciembre Alfonso Gordillo.

The home team remains unbeaten 4-0 with a total of 19 points while Honduras has 2-2 win-loss record and 11 points.

Guatemala and Honduras battled hard with both performing strong. Both teams played quick and depending on their offense. Guatemala's approach towards Honduras was hitting on the sides, while Honduras did their thing in the middle and sides. Guatemala missed numerous serves but still prevailed over Honduras in sets one and two. Honduras blocked Guatemala starting set three, jumping to 8-2 lead. Honduras was organized and moved ahead for a seven point lead 16-9 canceling Guatemala's offense all the way to pocket set three. Again, both teams were involved offensively and defensively in thriller fourth set as the score was tied several times, finally Guatemala won after missing one match set.

The winners prevailed 51-43 in spiking, 6-5 in blocking and committed 35 errors; while the losing side held advantage in serves with 5-4 margin and committed 36 errors.

Opposite Maria Garcia led Guatemala's scorers with 22 points, joined by outside hitter Estefanie Bethancourt with 18 points. Opposite Cecille Johnson of Honduras was the best scorer with 24 points.

On Thursday, Panama (0-5) will face Belize (1-3), Costa Rica (4-0) plays against Honduras (2-2) and Guatemala (4-0) meets Nicaragua (1-3).

Estefanie Bethancourt of Guatemala expressed "Honduras is very strong y that's why we had difficulties, we lost control. In previous matches, our serves were risky and tough, but today we failed a lot in serving. We did some variations in the fourth set to finish with the victory".

Lourdes Morales captain of Honduras said it was a really good match "we could have won the fourth set, we battled up to the end. We set the pace in the set that we won, limiting our errors".

Coach William Fernandez of Guatemala said that both teams gave a great performance "it was an excellent match. Several players knew each other from the U-20 category and it had the same



AFECAVOL
ASOCIACION
DE FEDERACIONES
CENTROAMERICANAS
DE VOLEIBOL



intensity. Guatemala narrowed Honduras' advantage in the third set so we knew how to close strong".

"Definitely a great match, I wanted Honduras to show that they are capable of playing at a higher level and we did; I consider this our best match so far. We knew facing the home team would generate tension, my players failed a lot allowing Guatemala to score on our mistakes instead of winning them on their own" expressed coach Marcos Tejeda of Honduras.

Guatemala derrota a Honduras en difícil batalla



CIUDAD DE GUATEMALA, Guatemala, 10 de agosto de 2016.- Guatemala derrotó a Honduras 3-1 (25-19, 25-20, 21-25, 26-24) en una difícil batalla durante la quinta jornada del Campeonato Centroamericano Sub-23 Femenino de AFECAVOL que se celebra en el Gimnasio 7 de Diciembre Alfonso Gordillo.

El equipo local se mantiene invicto 4-0 con un total de 19 puntos, mientras que Honduras tiene 2-2 record y 11 puntos.

Guatemala y Honduras se enfrentaron en una difícil batalla en donde ambos lucieron Fuertes. Los dos equipos jugaron rápido y apostando a su ofensiva. El enfoque de Guatemala fue atacando mayormente por las esquinas en tanto que Honduras lo hizo por el centro y las esquinas. Guatemala falló numerosos servicios pero lograron imponerse a Honduras en el primer y segundo sets. El bloqueo de Honduras detuvo a Guatemala desde el inicio del tercer set, saltando a una ventaja de 8-2. Honduras fue organizado y avanzó con siete puntos de ventaja 16-9, cancelando la ofensiva guatemalteca para llevarse el tercero. Nuevamente, ambos se involucraron ofensiva y defensivamente en un emocionante cuarto set que tuvo el marcador empatado varias ocasiones, finalmente Guatemala se llevó el triunfo no sin antes perder un punto de juego.

Las ganadoras se impusieron con ventaja 51-43 en ataques, 6-5 en bloqueo y cometieron 35 errores; en tanto que las perdedoras sostuvieron ventaja de 5-4 en servicio, cometiendo 36 errores.

La opuesta María García encabezó a las atacantes de Guatemala con 22 puntos, acompañada por la atacante Estefanie Bethancourt con 18 puntos. La opuesta Cecille Johnson de Honduras fue la máxima anotadora con 24 puntos.



El jueves, Panamá (0-5) se enfrentará a Belize (1-3), Costa Rica (4-0) juega ante Honduras (2-2) y Guatemala (4-0) cierra la jornada contra Nicaragua (1-3).

Estefanie Bethancourt de Guatemala expresó “el equipo de Honduras es bastante fuerte y por eso tuvimos dificultades, hubo descontrol. En los demás juegos nuestro saque fue arriesgado y fuerte, pero hoy fallamos bastante. En el cuarto set hicimos algunas variaciones para cerrar con el triunfo”.

La capitana Lourdes Morales de Honduras dijo que fue un buen partido “pudimos haber ganado el cuarto set, luchamos hasta el final. Nosotras pusimos el ritmo de juego en el set que ganamos y limitamos los errores”.

El entrenador de Guatemala William Fernández, dijo que Guatemala y Honduras dieron un buen espectáculo, “fue un juego excelente. Varias jugadoras se enfrentaron en la categoría Sub-20 y fue igual de intenso. Guatemala logró reducir la ventaja que llevaba Honduras en el set que ganó y así supimos que podíamos cerrar con fuerza”.

“Fue un buen partido, me interesaba que Honduras demostrara que tienen un buen nivel de juego y se cumplió; pienso que hoy fue su mejor partido. Sabíamos que hoy habría mucha tensión por ser el local, mis jugadoras fallaron mucho regalando puntos en lugar de que Guatemala se los ganara” expresó Marcos Tejeda entrenador de Honduras.